

Electronic structure of correlated electron systems lecture 9

George Sawatzky

Lecture 9 (7 is from Mona Berciu and
8 is from Andrea Damascelli)

Brief review of what we did in lecture 6

Two new complications

- $d(n)$ multiplets determined by Slater atomic integrals or Racah parameters A, B, C for d electrons. These determine Hund's rules and magnetic moments
- d - $O(2p)$ hybridization (d - p hopping int.) and the $O(2p)$ - $O(2p)$ hopping (O $2p$ band width) determine crystal field splitting, superexchange , super transferred hyperfine fields etc.

The d-d coulomb interaction terms contain density -density like integrals, spin dependent exchange integrals and off diagonal coulomb integrals i.e. Where n, n', m, m' are all different. The monopole like coulomb integrals determine the average coulomb interaction between d electrons and basically are what we often call the Hubbard U. This monopole integral is strongly reduced in polarizable surroundings as we discussed above. Other integrals contribute to the multiplet structure dependent on exactly which orbitals and spin states are occupied. There are three relevant coulomb integrals called the Slater integrals;

F^0 = monopole integral

F^2 = dipole like integral

F^4 = quadrupole integral

For TM compounds one often uses Racah Parameters A,B,C with ;

$$A = F_0 - 49F_4;; B = F_2 - 5F_4;; C = 35F_4$$

Where in another convention ; $F_2 = \frac{1}{49} F^2;; F_4 = \frac{1}{448} F^4;; F_0 = F^0$

The B and C Racah parameters are close to the free ion values and can be carried over from tabulated gas phase spectroscopy data. " Moores tables" They are hardly reduced in a polarizable medium since they do not involve changing the number of electrons on an ion.

Reduction of coulomb integrals in the solid

- As we noted above the F_0 integral or what we called U before is strongly reduced in the presence of a polarizable medium since it involves a change in the local charge i.e. ionization potential minus electron affinity.
- However the other higher order multipole integrals involve simply a dependence on the way the orbitals are occupied keeping the electron count fixed. The surroundings hardly notices such changes and so these integrals remain close to the atomic values.

Hunds' rules

First the Physics

- Maximize the total spin—spin parallel electrons must be in different spatial orbitals i.e. m values (Pauli) which reduces the Coulomb repulsion
- 2nd Rule then maximize the total orbital angular momentum L . This involves large m quantum numbers and lots of angular lobes and therefore electrons can avoid each other and lower Coulomb repulsion

Hunds' third rule

- < half filled shell $J=L-S$ > half filled shell $J=L+S$
- Result of spin orbit coupling

$$H_{so} = \sum_j \frac{1}{2m^2c^2} (\nabla V(r_j) \times p_j) \cdot s_j$$

- Spin orbit results in magnetic anisotropy, g factors different from 2, orbital contribution to the magnetic moment, ---

Multiplet structure for free TM atoms rare Earths can be found in the reference

$$E(n, L, S, \lambda) = nI + \frac{1}{2}n(n-1)U_{ave} + U(n, L, S, \lambda)$$

$$U_{ave} = F^0 + \frac{2}{63}(F^2 + F^4) = F^0 - \frac{2l}{4l+1}J(d, d)$$

$$J(d, d) = \frac{1}{14}(F^2 + F^4)$$

VanderMarel et al PRB 37 , 10674 (1988)

$$C(d, d) = \frac{1}{14}\left(\frac{9}{7}F^2 - \frac{5}{7}F^4\right)$$

$$E(n, Hund) = \alpha_I(n)I + \alpha_{F^0}(n)F^0 + \alpha_J(n)J + \alpha_C(n)C$$

$$U^{eff} = E(n+1, Hund) + E(n-1, Hund) - 2E(n, Hund)$$

Where Hund refers to the Hund's rule ground state in each case. That is The lowest energy state for the given number of d electrons

$$\alpha_I(n) = n; ; \alpha_{F^0}(n) = \frac{n!}{2}; ; \alpha_J(n) = \text{No - of - parallel - spin - pairs}$$

Table 2.1. Parameters determining the energies of the Hund's Rule ground states in LS coupling for all d occupations and the expression for the d-d gap for those occupations.

state	α_I	α_{F0}	α_J	α_C	U^{eff}
$d^0(1S)$	0	0	0	0	
$d^1(2D)$	1	0	0	0	$F^0 - J - C$
$d^2(3F)$	2	1	-1	-1	$F^0 - J + C$
$d^3(4F)$	3	3	-3	-1	$F^0 - J + C$
$d^4(5D)$	4	6	-6	0	$F^0 - J - C$
$d^5(6S)$	5	10	-10	0	$F^0 + 4J$
$d^6(5D)$	6	15	-10	0	$F^0 - J - C$
$d^7(4F)$	7	21	-11	-1	$F^0 - J + C$
$d^8(3F)$	8	28	-13	-1	$F^0 - J + C$
$d^9(2D)$	9	36	-16	0	$F^0 - J - C$
$d^{10}(1S)$	10	45	-20	0	

Note the strong difference in the effective U for a half filled d shell!!

- The half filled shell is special and has a very large contribution to “U” as we defined it compared to all the other fillings.
- Note that J Hund for the 3d transition metal atoms is about 0.7-0.8 eV and IT IS NOT OR HARDLY REDUCED IN THE SOLID.
- Using the expression for U effective we have

$$U^{eff}(d^5) = E(\uparrow\uparrow\uparrow\uparrow) + E(\uparrow\uparrow\uparrow\uparrow\downarrow) - 2E(\uparrow\uparrow\uparrow\uparrow\uparrow) = F^0 + 4J$$

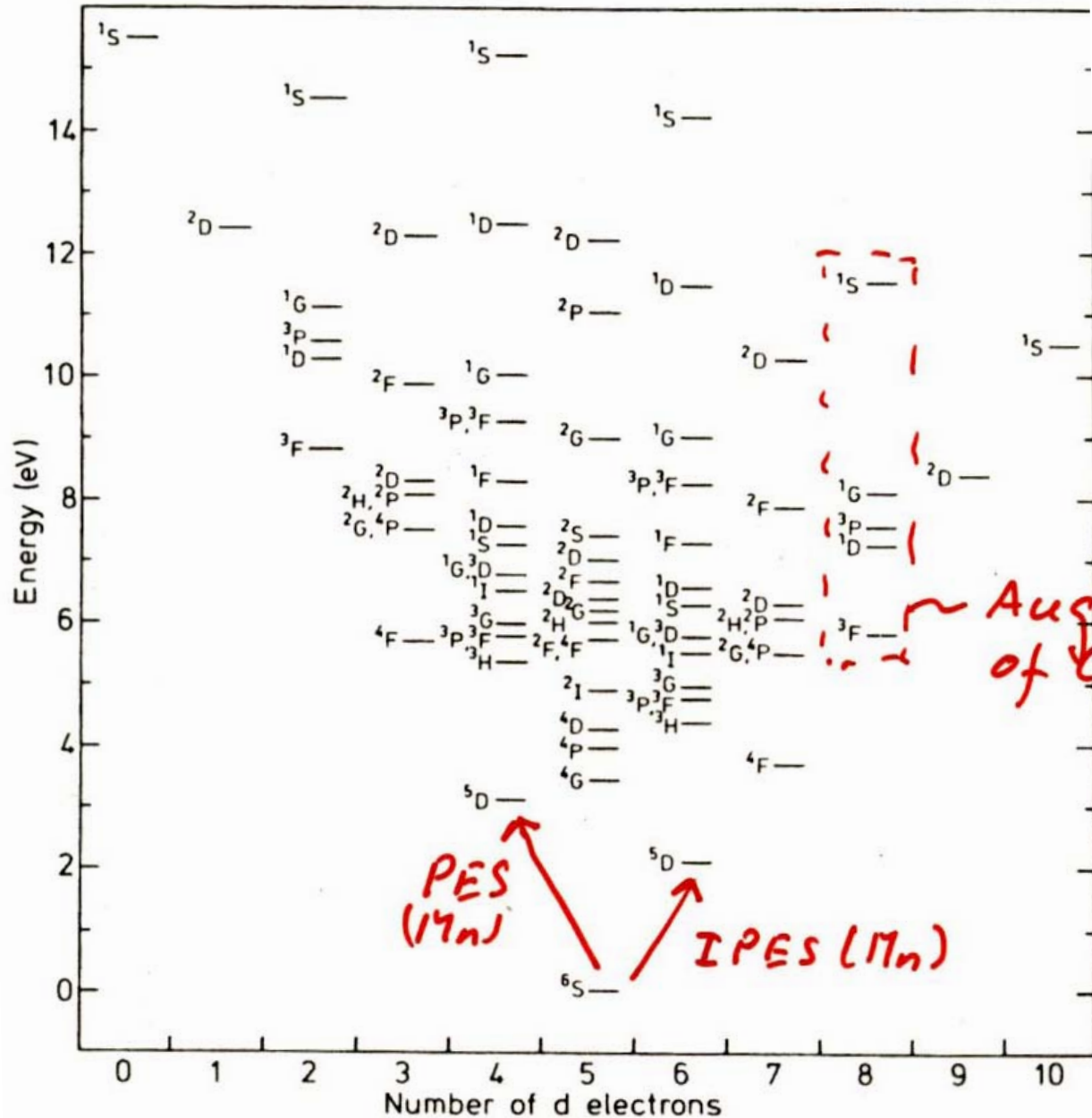
i.e. it costs 4J to remove a parallel spin electron from d5 and you don't gain this back when you add an electron to d5

$$U^{eff}(d^4) = E(\uparrow\uparrow\uparrow) + E(\uparrow\uparrow\uparrow\uparrow) - 2E(\uparrow\uparrow\uparrow\uparrow) = F^0 - J - C$$

costs 3J to remove from d4 but win back 4J when you add to d4

Multiplet structure of 3d TM free atoms

VanderMarel et al PRB 37 , 10674 (1988)



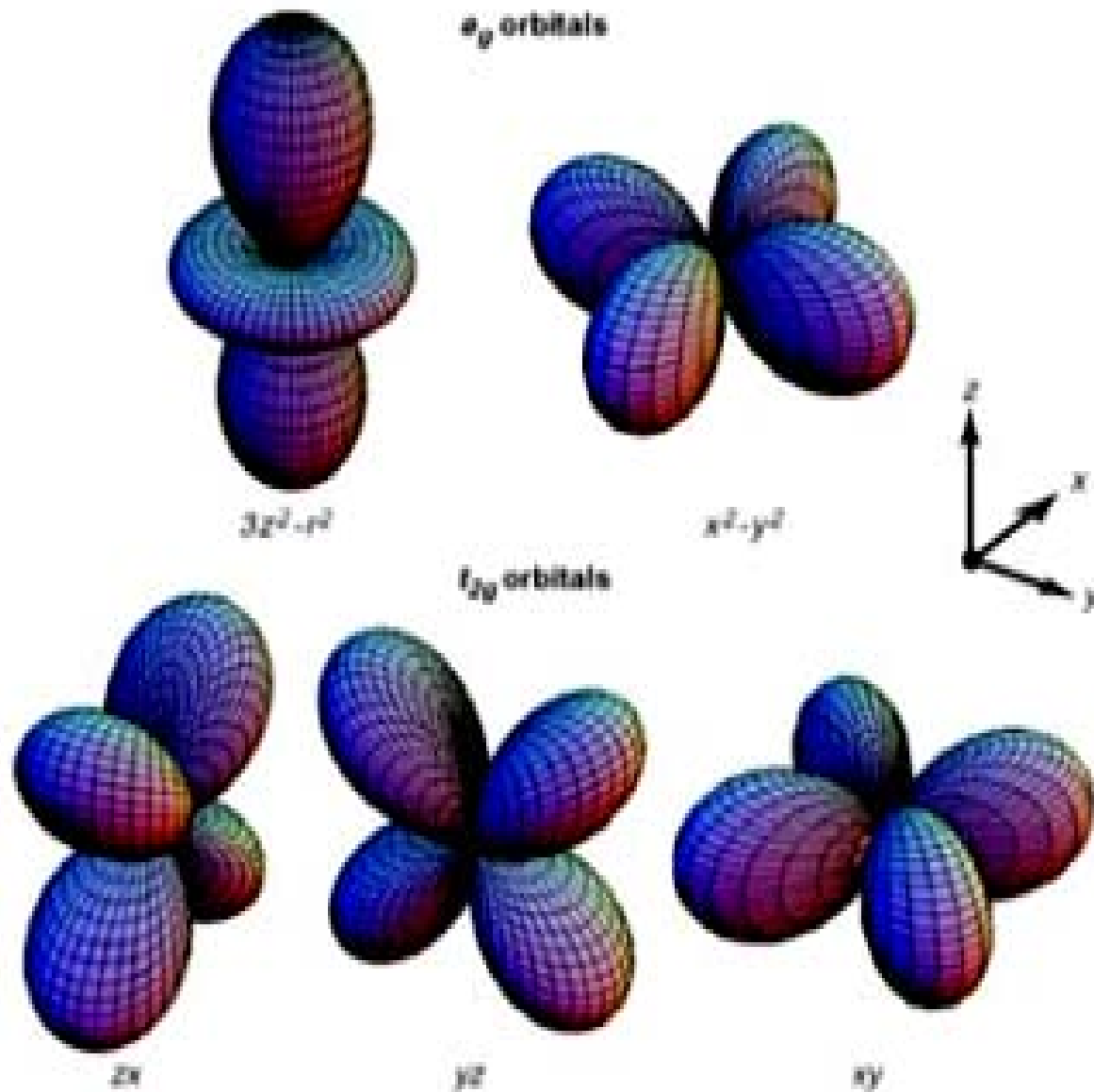
Note the high energy scale
 Note also the lowest energy state for each case i.e. Hunds' Rule;

This diagram was made based on theory and experiment on TM impurities in Cu,Ag,Au from which $I=-3.2$, $F_0=1.04$ eV, $F_2=8.94$ and $F_4=5.62$ as in the relations for J and C used in the Hunds rule ground state energies. The excited states using relations from Slaters book. Note that F_0 is very strongly reduced in these nobel metal hosts.

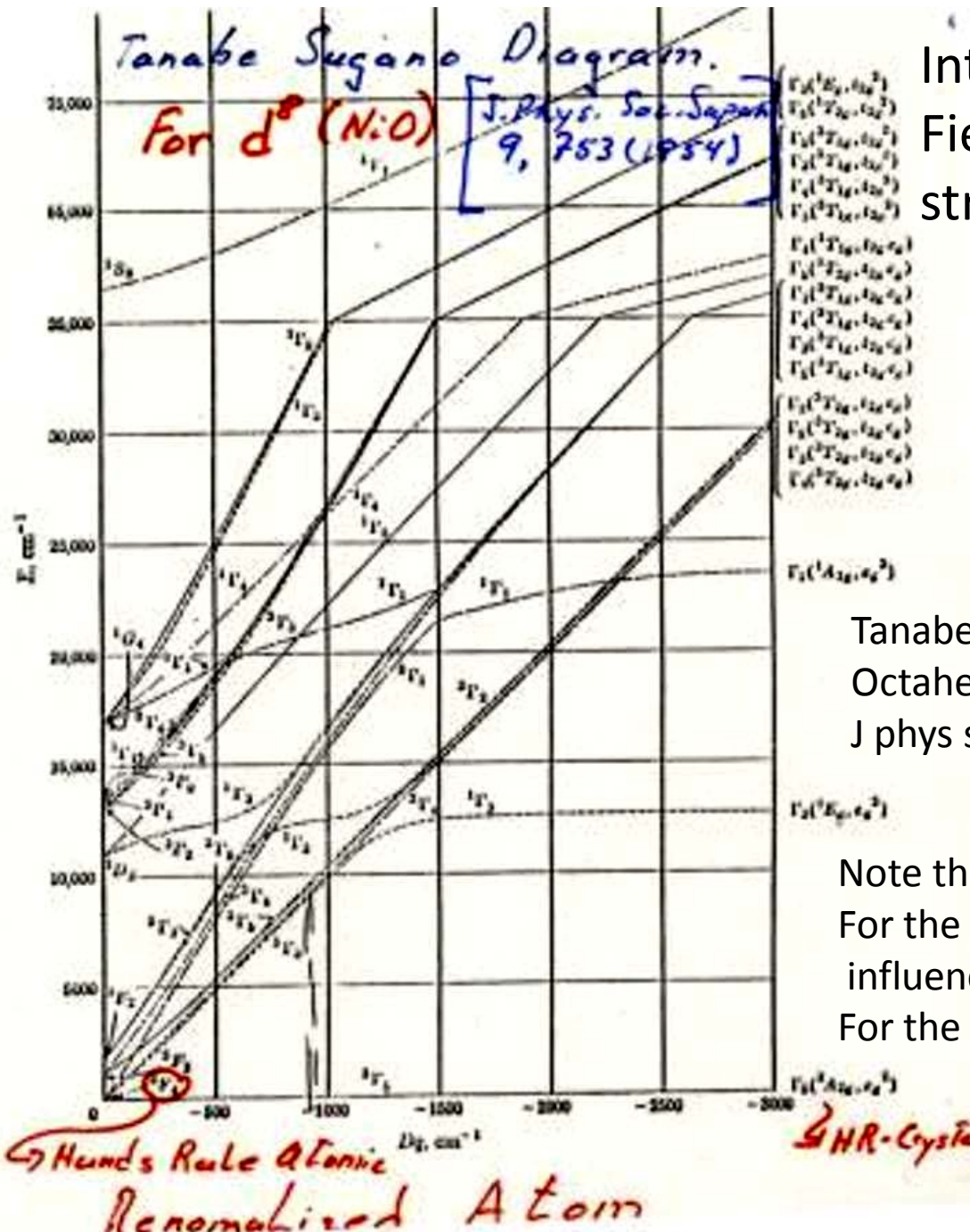
Combining crystal and ligand fields
with the coulomb and exchange
interactions in compounds

Use the crystal field and coulomb
matrix elements for real orbitals in the
tables from Ballhausen and the spin
orbit coupling and diagonalize

Angular distribution of “real” d orbitals



In the next slide is an example of the multiplet structure for Ni²⁺ in NiO. NiO has a rock salt structure i.e. NaCl in which Ni²⁺ is surrounded by 6 O²⁻ ions in an octahedron. The crystal and ligand fields as described before split the 5 fold degenerate d levels into doubly degenerate eg and triply degenerate t_{2g} levels. These are then occupied by 8 d electrons which according to Hund's rules will have a total spin of 1 and if the crystal field splitting is zero a total orbital angular momentum of 3 and with spin orbit coupling J= 4. The extreme left side gives the free ion results and the extreme right the very strong crystal field limit.



Interplay between crystal Fields and multiplet structure

Tanabe Sugano diagrams for Ni^{2+} in Octahedral coordination.
 J phys soc Jap 9, 753 (1954)

Note the small spin orbit splitting
 For the free ion and the lack of any influence of the spin orbit coupling
 For the large crystal field limit.

Why is the spin orbit coupling not effective for Ni²⁺ with large crystal field

$$d_{xy}, d_{xz}, d_{yz} \rightarrow t_{2g}$$

$$d_{x^2-y^2}, d_{3z^2-r^2} \rightarrow e_g$$

$$d_{xy} = \frac{1}{i\sqrt{2}} ([2,2] - [2,-2])$$

$$d_{3z^2-r^2} = [2,0]$$

$$d_{x^2-y^2} = \frac{1}{\sqrt{2}} ([2,-2] + [2,2])$$

$$d_{xz} = \frac{1}{i\sqrt{2}} ([2,1] - [2,-1]) \quad \text{---} \quad d_{xz} = \frac{1}{\sqrt{2}} ([2,1] + [2,-1])$$

Spin orbit coupling is of the form $H_{so} = \sum \lambda_i \vec{l}_i \cdot \vec{s}_i$

Where the sum is over the electrons. This couples only states which differ in the ml quantum numbers by 0 or +, - 1. . So eg's are not affected. And for large crystal fields the eg-t2g splitting is much larger than the spin orbit coupling and so this mixing is also suppressed. So SO coupling will have little effect in a perturbation description for large Crystal field splitting and a d8 configuration

For partially filled t_{2g} orbitals the orbital degeneracy is present as for Ti^{3+} in O_h symmetry SO can at least partially lift this degeneracy and therefore is very important potentially

How can we experimentally observe the d-d multiplet splittings?

- Optical absorption (actually d-d transitions are forbidden but somewhat allowed via SO and electron phonon coupling)
- Optical Raman spectroscopy
- Electron Energy Loss spectroscopy
- Resonant soft x ray inelastic scattering which is actually x ray Raman spectroscopy

$NiO [d^8 A_{2g} \rightarrow d^8 E_g]$ Transitions

OPTICAL PROPERTIES OF NiO

1509

Newman et al. Phys. Rev. 114 1507 (1959)

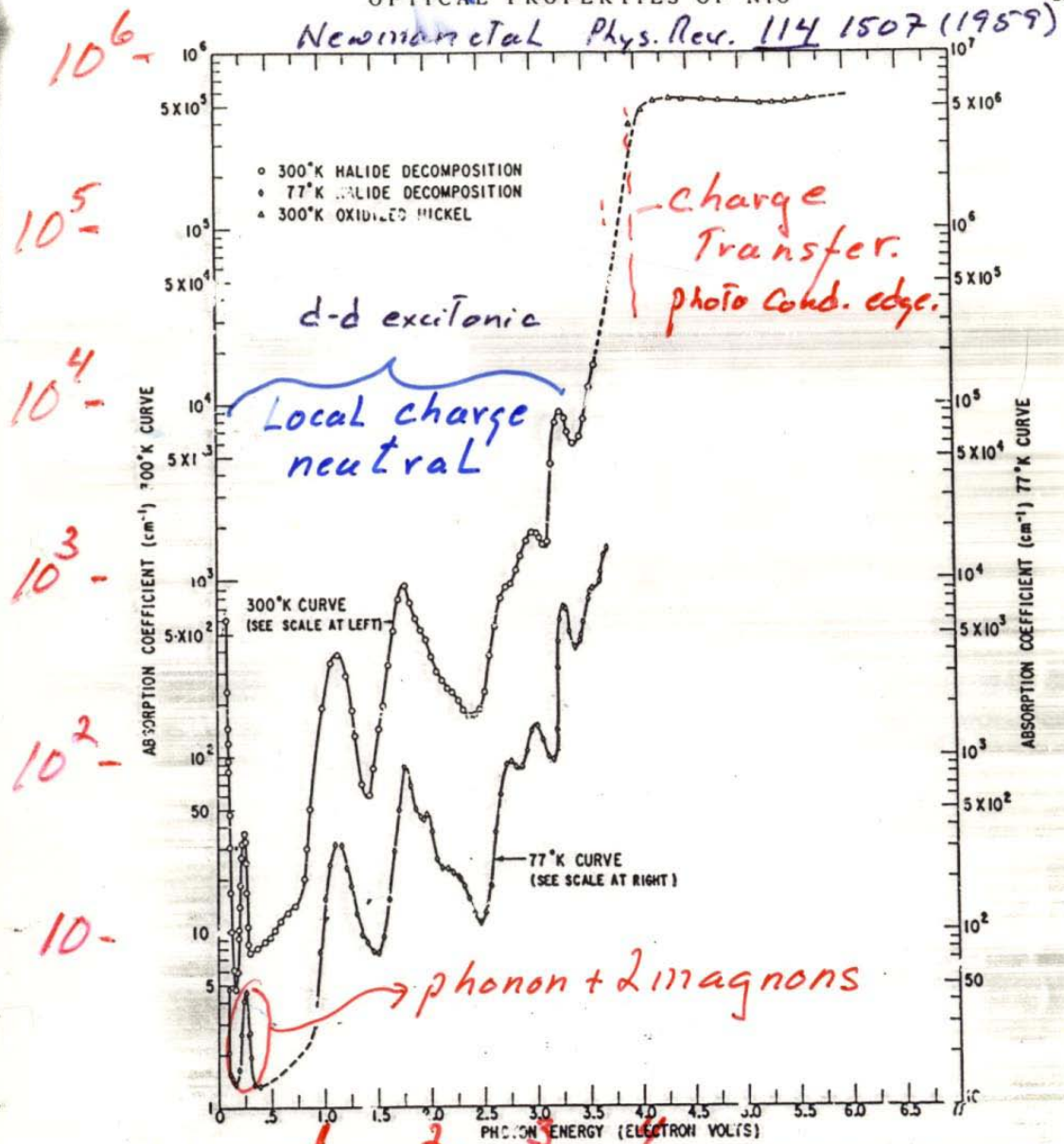


FIG. 2. Absorption spectrum of NiO at 300°K, 77°K. Dashed lines are interpolations.

The d-d transitions are clearly visible inside the conductivity gap or charge transfer gap of about 4eV. The excitation below 1 eV is a phonon plus two magnons excitations which is sharp and weakly allowed.

How could we describe this theoretically

- Treat Ni^{2+} in NiO as an impurity in a lattice of O^{2-} ions. That is neglect the influence of other Ni ions in the lattice because of the very atomic character of the 3d states.
- Then we basically have a two particle problem. i.e. two holes in an otherwise full band system.
- The two holes could both be on Ni i.e. Ni^{2+} but could be in any of the d8 multiplet states or one hole could be on O and one on Ni or both holes on the same or different O ions.

Use our Auger theory for two particles

- If we take the vacuum as Ni d^{10} and all O $2p^6$ and we determine the two hole eigenstates as in Auger spectroscopy including the crystal fields and Ni $3d$ -O $2p$ hopping integrals plus the full d - d coulomb interactions we should generate the full spectrum of two hole states.
- We can use the two particle Greens function formalism

Model theory for d-d excitations in NiO

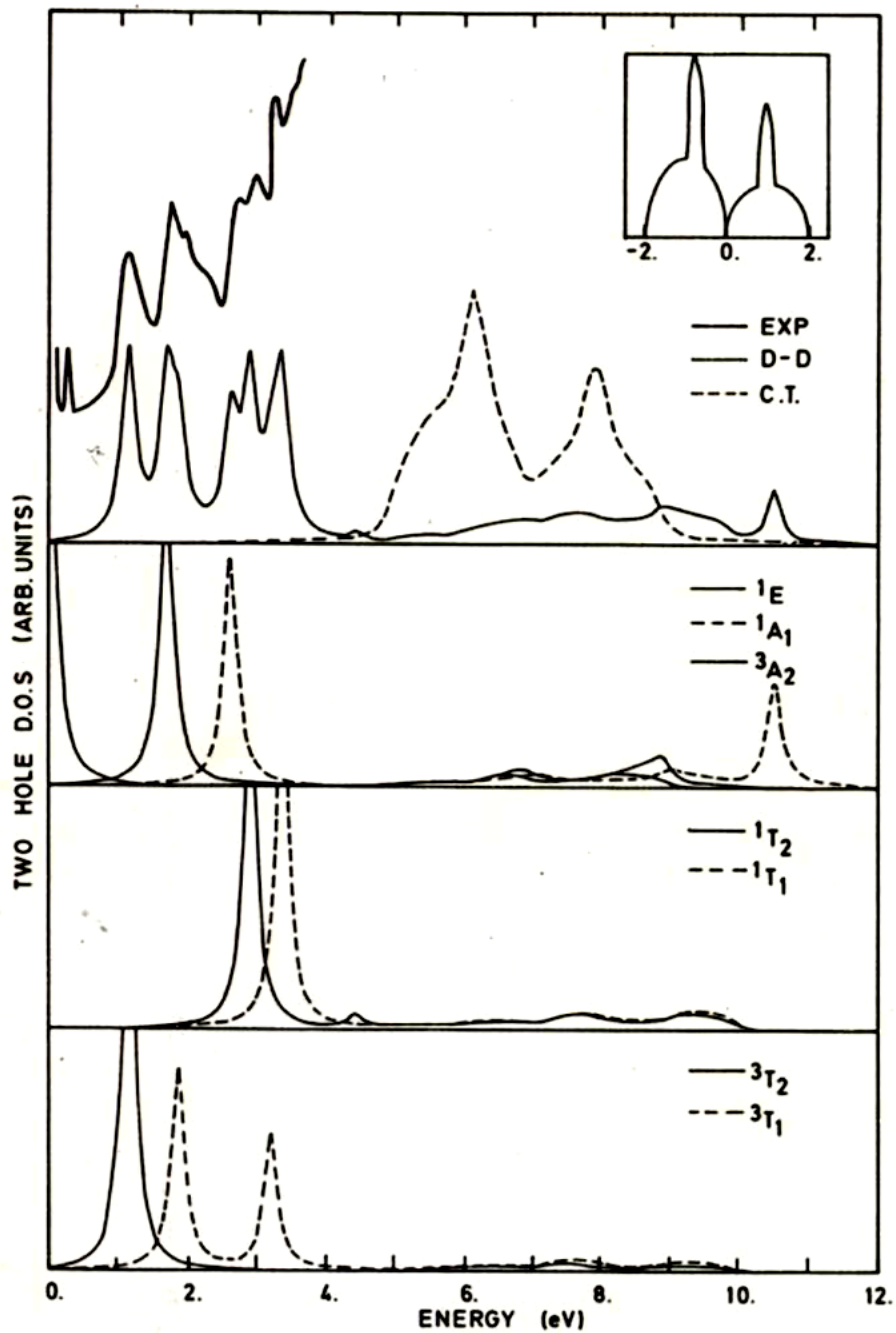
- Use the two hole (Auger) theory described before and a vacuum state of d10 for Ni and a full O 2p band
- Add a point charge crystal field and a Ni3d-O2p hybridization for eg and t2g orbitals and an O2p band structure of the form

$$H(hyp) = \sum_{k,n,\sigma} V_{k,n} (c_{k,n,\sigma}^* d_{n,\sigma} + d_{n,\sigma}^* c_{k,n,\sigma}) \quad (\text{n labels t2g or eg})$$

- Add the d-d full coulomb interactions between two d holes $H(int) = \sum_{i,j,l,m} U(i,j,l,m) d_i^* d_j d_l^* d_m$
- Use the two particle Greens function to calculate the energies of all the states corresponding to two holes in Ni 3d

Ni 3d8 states in Oh symmetry

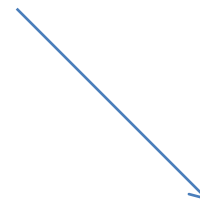
- The irreducible representations spanned by 2 holes in a d level are ${}^3A_{1g}$ 1E_g ${}^1T_{2g}$ ${}^3T_{1g}$ ${}^3T_{2g}$ ${}^3T_{1g}$ ${}^1A_{1g}$
- Corresponding to the arrangement of two holes in eg and t2g orbitals
- Use the Dyson equation for the two particle Greens function
$$G_{i,j}^{i',j'}(IR, z) = G_{0,i,j}^{i',j'}(IR, z)\delta_{i,i'}\delta_{j,j'} + \sum_{m,n} G_{0,i,j}^{i,j}(IR, z)U_{i,j}^{m,n}G_{m,n}^{i',j'}(IR, z)$$
- In which i,j refer to eg or t2g and spins IR are the various irreducible representations and
- $G_{0,i,j}^{i,j} = g_{eg} \otimes g_{eg}$ or involving two t2g state the small g's are the single hole greens functions involving the hybridization with the O 2p band
- For details see Zaenen et al CANADIAN J. OF PHYS , 65 1262, 1987



Zaanen et al

CANADIAN J. OF PHYS , 65 1262, 1987

Unfortunately this cannot be used
For more than two holes.

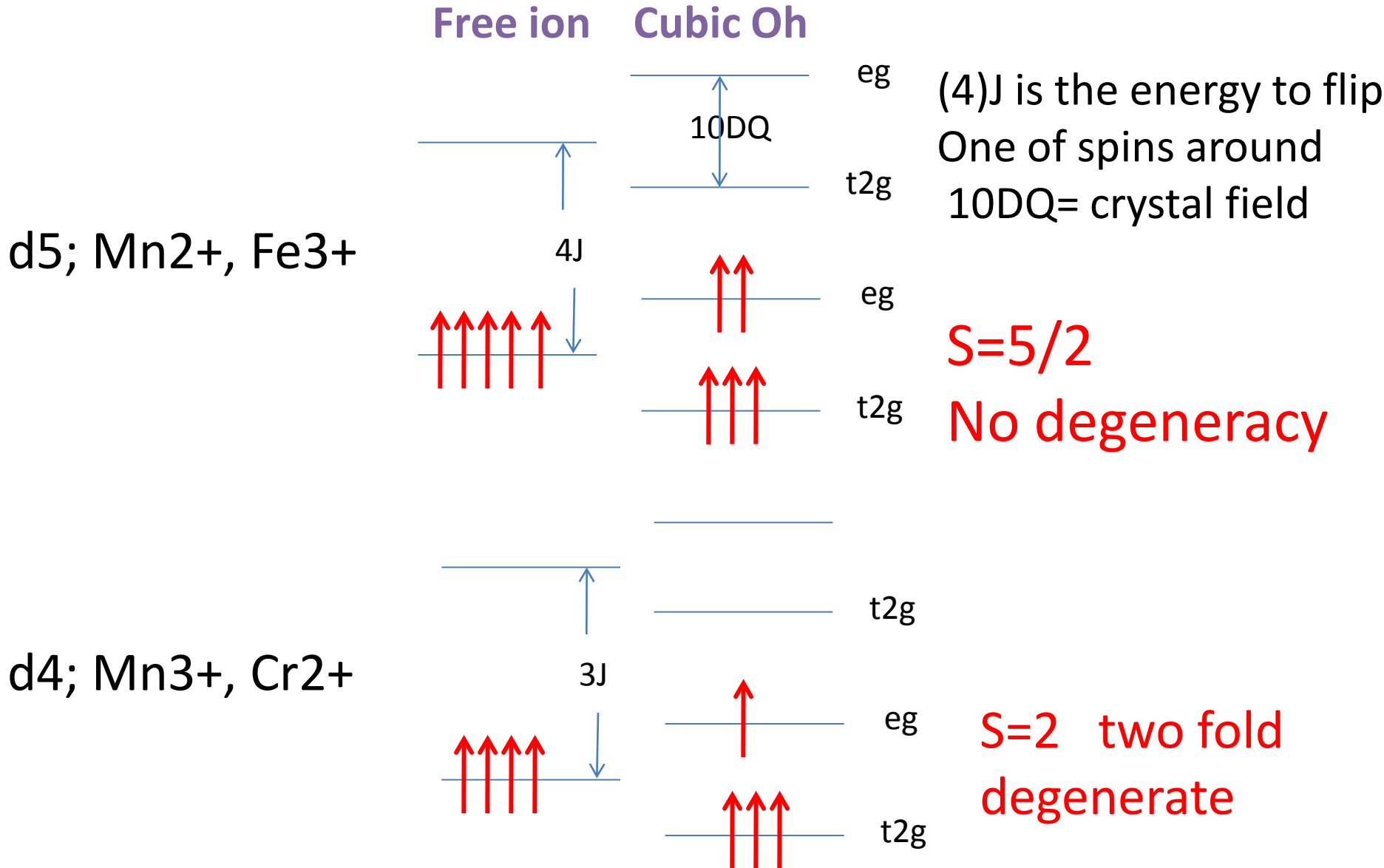


In order to get a picture of the basic physics for various d occupations covering basically the whole 3d series we resort to a simplified but very useful model

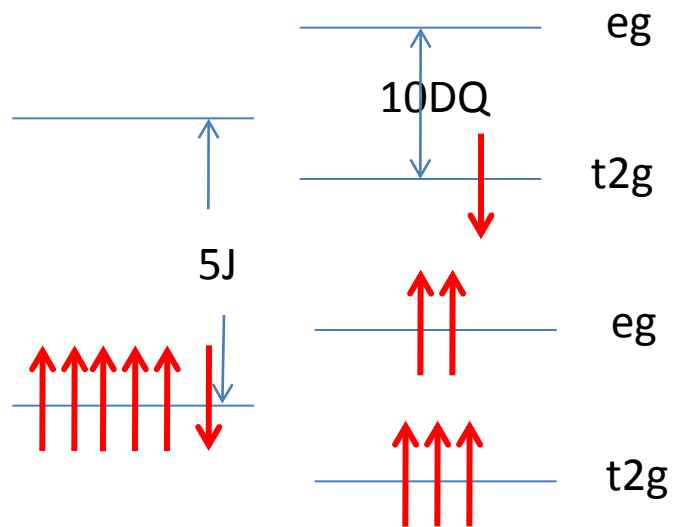
Simplified picture of Crystal fields and multiplets

- Determine d^n energy levels assuming only crystal and ligand fields and Hund's first rule i.e. F^0 , and $J = \frac{1}{14}(F^2 + F^4)$
- Neglect other contributions like C in our former slides and the SO coupling
- This is a good starting point to generate a basic understanding . For more exact treatments use Tanabe-Sugano diagrams

Crystal fields, multiplets, and Hund's rule for cubic (octahedral) point group

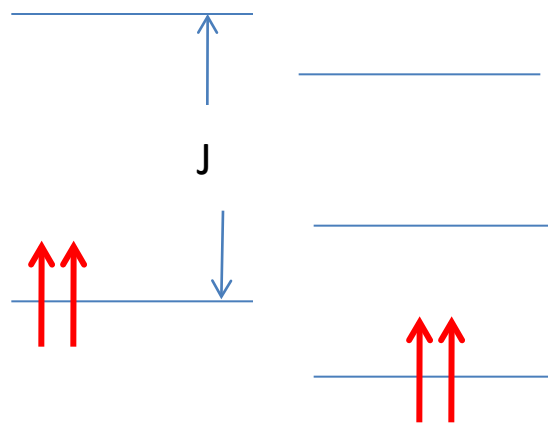


d6; Fe²⁺, Co³⁺



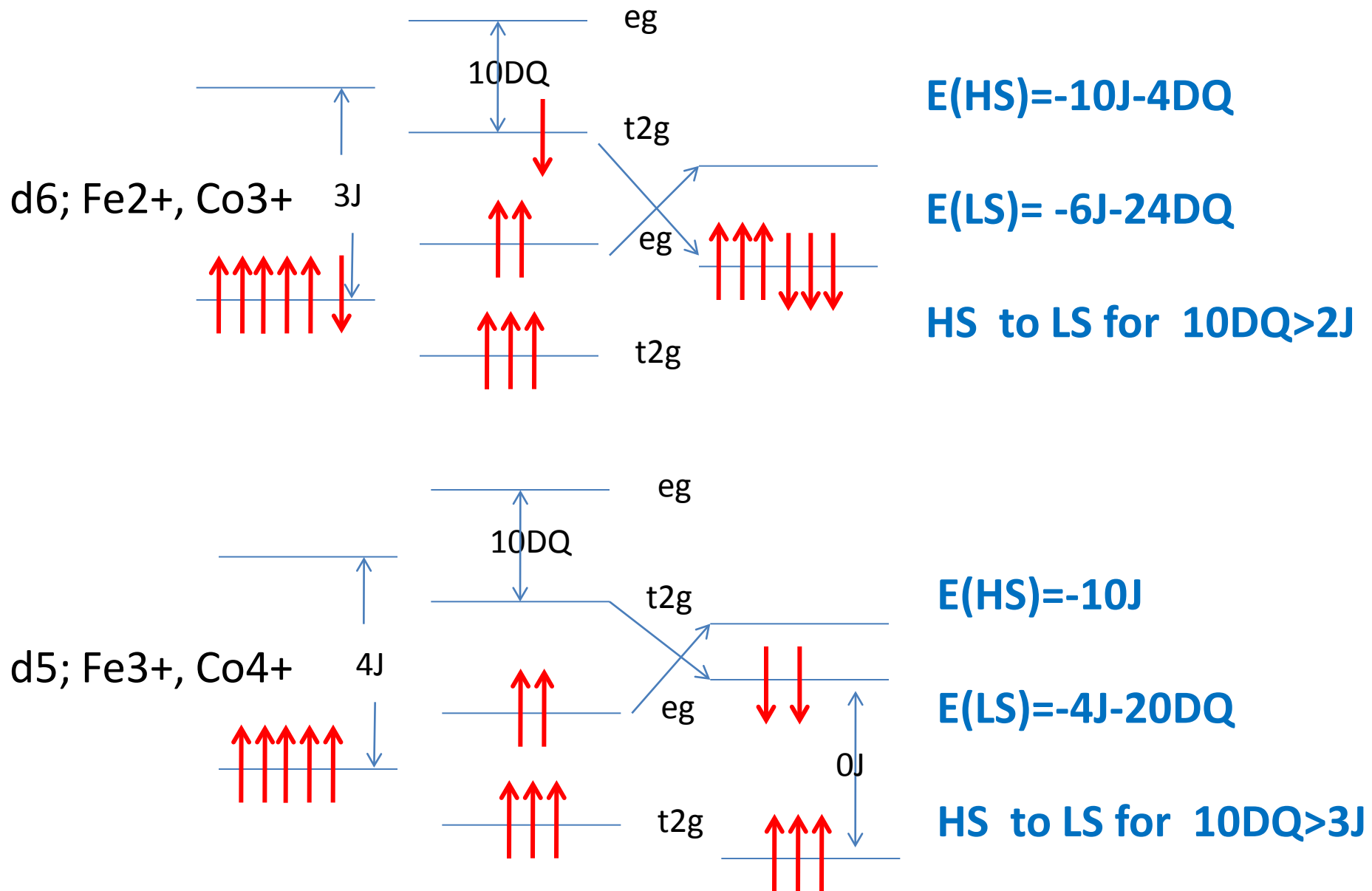
S=2; 3 fold degenerate

d2; Ti²⁺, V³⁺



S=1; 3 fold degenerate

Physical picture for high spin to low spin transition



What would happen if $2J < 10Dq < 3J$ and we are in a mixed Valent system? If we remove one electron from d^6 we would go from $S=0$ in d^6 to $S=5/2$ in d^5 . The "hole" would carry a spin of $5/2$ as it moves in the d^6 lattice.

LaCoO_3 is in a low spin Co^{3+} i.e. $S=0$ state for $\text{Temp} < 100\text{K}$
The first ionization state would be Co^{4+} High Spin ($S=5/2$)
This lowest energy state cannot be reached by removing 1 electron with Spin $1/2$ i.e. invisible to photoemission (from Damascelli notes $Z=0$)

This would correspond to a very heavy quasi particle
In a mixed valent system like $\text{La}_{1-x}\text{Sr}_x\text{CoO}_3$ the charge carriers would be very heavy. i.e. low electrical conductivity high thermal power

TABLE 8.1. The possible lowest and highest spin states of an 3d ion with n d electrons in a local surrounding of octahedral (O_h) or tetrahedral (D_{4h}) symmetry. The arrows indicate electron removal or electron addition transitions with $|\Delta S| > 1/2$.

		d^0	d^1	d^2	d^3	d^4	d^5	d^6	d^7	d^8	d^9	d^{10}
O_h	High	0	1/2	1	3/2	2	5/2	2	3/2	1	1/2	0
	Low	0	1/2	1	3/2	1	1/2	0	1/2	1	1/2	0
D_{4h}	High	0	1/2	1	3/2	2	5/2	2	3/2	1	1/2	0
	Low	0	1/2	0	1/2	0	1/2	0	1/2	0	1/2	0

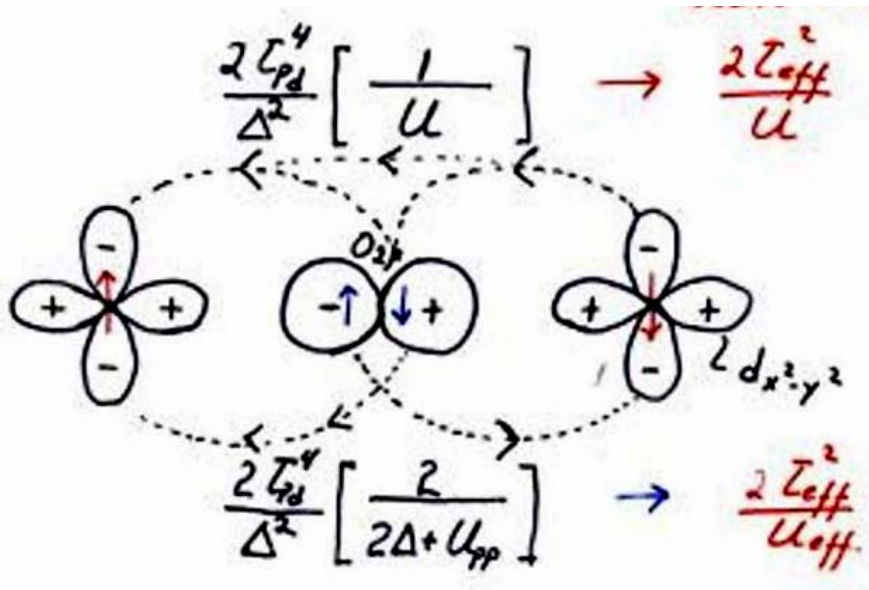
TABLE 8.2. The combined crystal and ligand field splitting ($10Dq$) required for a transition from high spin to low spin.

	d^2	d^3	d^4	d^5	d^6	d^7	d^8	d^9
$10Dq$ (eV)	-	-	2.36	2.67	1.74	1.98	-	-

A window of 1 eV!!

Goodenough Kanamori Anderson rules i.e. interatomic superexchange interactions And magnetic structure

For example $\text{Cu}^{2+} \cdots \text{O} \cdots \text{Cu}^{2+}$ as in La_2CuO_4 and superconductors Cu^{2+} is d^9 i.e. 1 eg hole (degenerate in OH) but split in D_{4h} as in a Strong tetragonal distortion for La_2CuO_4 structure. The unpaired electron or hole is in a $d_{x^2-y^2}$ orbital with lobes pointing to the 4 Nearest O neighbors.



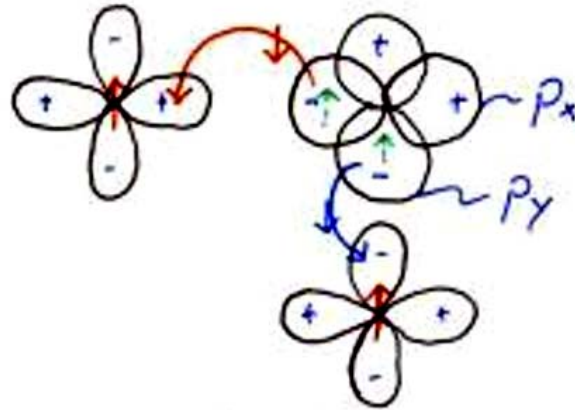
Anderson 1961

If the charge transfer energy Δ gets small we have to Modify the superexchange theory

New term

**The sum leads to a huge antiferro
Interatomic $J(\text{sup}) = 140\text{meV}$
for the Cuprates**

Superexchange for a 90 degree bond angle



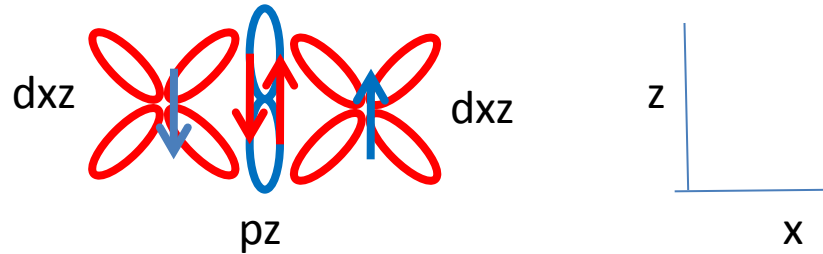
The hopping as in the fig leaves two holes in the intervening O 2p states i.e. a p^4 configuration. The lowest energy state according to Hund's rule is Spin 1. So this process favours a ferromagnetic coupling between the Cu spins.

$$J(90) = 2 \frac{t_{pd}^4}{\Delta^2} \left[\frac{2}{2\Delta} - \frac{2}{2\Delta - J(\text{hundO}2-)} \right]$$

So the net exchange as a function of the bond angle is:

$$J(\theta) = J(180) \cos^2(\theta) + J(90) \sin^2(\theta)$$

Superexchange between singly occupied t_{2g} orbitals



$$J_{anti} = \frac{2t_{pd\pi}^4}{\Delta^2} \left[\frac{2}{2\Delta + U_{pp}} + \frac{1}{U_{dd}} \right]$$

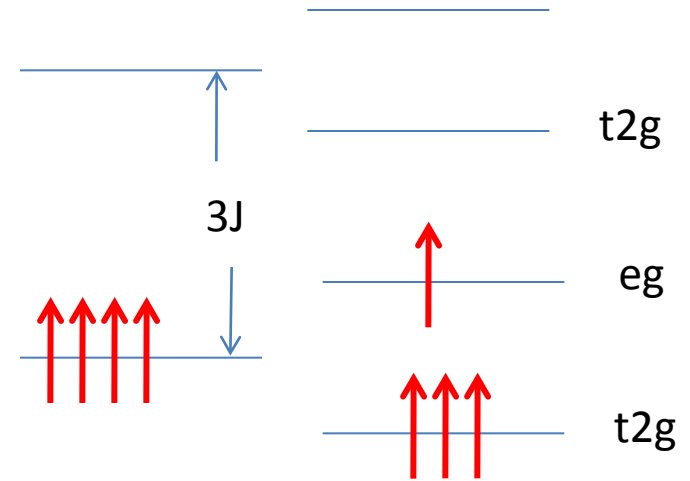
If we now rotate one of the bonds around the z axis the superexchange does not change, but for rotation around the y axis it changes as for eg orbitals. Since

$$t_{pd\pi} \approx \frac{1}{2} t_{pd\sigma} \quad J_{pd\pi} \approx \frac{1}{16} J_{pd\sigma}$$

If we have “spectator spins “ as in Mn³⁺ in OH

For ferro orbital ordering we will get a strong antiferromagnetic super exchange since the same intervening O 2p orbital is used in intermediate States as in the example above

d⁴; Mn³⁺, Cr²⁺



For antiferro orbital ordering
The factor of 3 in the Hund's
Rule of Mn is from the “spectator”
spins

The handwritten diagram shows two d-orbitals: $3x^2 - r^2$ (vertical) and $3y^2 - r^2$ (horizontal). Below them is the equation for the ferromagnetic exchange energy:

$$J_{ferro} = -2 \left[\frac{2t^2}{U - J_H} - \frac{2t^2}{U + 3J_H} \right] + \frac{2(t/\sqrt{3})^2}{U}$$

The term $\frac{2(t/\sqrt{3})^2}{U}$ is labeled as *antiferro* with a downward arrow. The equation is further simplified to:

$$= -\frac{2t^2}{U} \left[\frac{4J_H}{U} - \frac{1}{3} \right]$$

For example in LaMnO_3 and the “Colossal” magneto resistance materials $\text{La}(1-x)\text{Ca}_x\text{MnO}_3$ and now with “orbital ordering” the extra eg spin has a strong anit ferro superexchange coupling for ferro orbital ordering i.e. as in the example above for 180 degree bond. But the superexchange is weakly ferromagnetic for antiferro orbital ordering since then both ferro and antiferro terms compete differing only by the Hund’s rule which now also involves the “spectator” spins in t2g orbitals. We have neglect the wuperexchange involvong the t2g orbitals here.

Zener Double exchange

- This is important in for example in $\text{La}(1-x)\text{Ca}_x\text{MnO}_3$ which are colossal magneto resistance materials. Here the extra eg electron pictured in former slides is free to move even if U is large because of the mixed valent nature of the Mn. Some of the Mn^{3+} (d^4) is now $\text{Mn}^{3+}(d^3)$ which has empty eg orbitals. However the eg electron can only move freely if the spectator t_{2g} spins are ferromagnetically aligned yield a large band width and so a lowering of the kinetic energy. The ferromagnetic exchange is proportional to the one electron band width