

Loss of nodal quasiparticle integrity in underdoped $\text{YBa}_2\text{Cu}_3\text{O}_{6+x}$

D. Fournier^{1*}, G. Levy¹, Y. Pennec¹, J. L. McChesney², A. Bostwick², E. Rotenberg², R. Liang³, W. N. Hardy^{1,3}, D. A. Bonn^{1,3}, I. S. Elfimov³ and A. Damascelli^{1,3*}

A central question in the study of high-temperature superconductivity is whether this phenomenon is linked to the doped antiferromagnetic Mott insulator or whether it emerges from a Fermi-liquid state across the whole cuprate phase diagram. Discriminating between these orthogonal cases hinges on the quantitative determination of the elusive quasiparticle strength Z as a function of hole-doping p , from the heavily overdoped to the deeply underdoped regime. Here we show, by means of angle-resolved photoemission spectroscopy and an *in situ* doping technique, that the electronic structure of the overdoped metal ($0.24 \leq p \leq 0.37$) is in remarkable agreement with density functional theory and Fermi-liquid-like descriptions. However, below $p \approx 0.10$ – 0.15 , we observe the loss of nodal quasiparticle integrity. This marks a clear departure from Fermi-liquid behaviour and a more rapid than expected crossover to Mott physics, indicating that the physical properties of underdoped cuprates are dominated by incoherent excitations.

Arguably the most intriguing aspect of the physics of cuprates is the close proximity between the record high- T_c superconductivity (HTSC) and the antiferromagnetic charge-transfer insulating state driven by Mott-like electron correlations¹. These are responsible for the intimate connection between high- and low-energy scale physics^{2–5}, and their key role in the mechanism of HTSC was conjectured very early on⁶. More recently, the detection of quantum oscillations in high-magnetic-field experiments on $\text{YBa}_2\text{Cu}_3\text{O}_{6+x}$ (YBCO) has suggested the existence of a Fermi surface of well-defined quasiparticles in underdoped cuprates^{7,8}, lending support to the alternative proposal that HTSC might emerge from a Fermi liquid across the whole cuprate phase diagram^{9–11}. Discriminating between these orthogonal scenarios hinges on the quantitative determination of the elusive quasiparticle weight Z over a wide range of hole-doping p , where p is the number of holes per planar copper away from half filling ($p = 0$ for the 1/2-filled charge-transfer insulator with 1 hole per Cu atom). By means of angle-resolved photoemission spectroscopy (ARPES) on *in situ* doped YBCO (ref. 12), and following the evolution of bilayer band splitting, we show that the overdoped metal electronic structure ($0.24 \lesssim p \lesssim 0.37$) is in remarkable agreement with density functional theory^{13–16} and the $Z = 2p/(p+1)$ mean-field prediction^{17–19}. Below $p \simeq 0.10$ – 0.15 , we observe the vanishing of the nodal quasiparticle weight Z_N (with an upper limit $Z_N \simeq 0.065$, and a corresponding 15 meV upper limit on the nodal bilayer splitting). This marks a clear departure from Fermi-liquid behaviour and—consistent with cluster dynamical mean-field theory^{20–22}—is an even more rapid crossover to the Mott physics than expected for the doped resonating-valence-bond spin liquid^{17–19}.

Probing the quasiparticle weight Z

Formally, the degree of quasiparticle integrity is revealed by $Z_k \equiv \int A_{\text{coh}}(k, \omega) d\omega$, the integrated spectral weight of the coherent part of the single-particle spectral function

$A(k, \omega) \equiv A_{\text{coh}}(k, \omega) + A_{\text{incoh}}(k, \omega)$ probed by ARPES (ref. 23). Experimentally, whereas in the optimally-to-overdoped regime of the cuprates Z_k is believed to be finite—yet quantitatively undetermined—at all momenta both above and below T_c , the situation is much more controversial in the optimally-to-underdoped regime^{24,25}. Although it has been conjectured that the $T = 0$ extrapolation of the pseudogap state is a nodal (N) liquid^{26,27}, a determination of Z_N has not been possible. As for the antinodal (AN) quasiparticle spectral weight, the ARPES spectra are characterized by a marked temperature dependence, with broad incoherent features in the pseudogap state and quasiparticle-like excitations emerging below T_c (refs 24,25); this observation led to the early proposal that the onset of HTSC might be thought of as a ‘coherence transition’²⁸. Detailed doping-dependent studies reported a decreasing Z_{AN} on reducing p (refs 29,30); however, whether $Z_{\text{AN}} \propto p$ (ref. 30) or vanishes at finite p (ref. 29) remains unresolved, because of the experimental difficulty in the quantitative discrimination between A_{coh} and A_{incoh} . As discussed in greater detail in the Supplementary Information, where we present an analysis of the quasiparticle spectral weight across the whole YBCO phase diagram (Supplementary Fig. S1), this is particularly challenging on the underdoped side, where Z_k becomes vanishingly small; and even in the very overdoped regime, this allows at best a relative—rather than absolute—determination of Z_k .

As an alternative, potentially more quantitative approach, in materials with CuO_2 bilayers within the unit cell, such as $\text{Bi}_2\text{Sr}_2\text{CaCu}_2\text{O}_{8+\delta}$ (Bi2212) and YBCO, the quasiparticle strength Z_k might be estimated from the bonding (B) and antibonding (AB) band splitting $\epsilon^{\text{B,AB}}(k) = \epsilon(k) \mp t_{\perp}(k)$, where $\epsilon(k)$ is the quasiparticle dispersion with respect to the in-plane momentum k , and $t_{\perp}(k)$ accounts for the interplane coupling. Access to Z_k is provided by the fact that both $\epsilon(k)$ and $t_{\perp}(k)$, as measured by ARPES, correspond to effective quantities; under the assumption that correlation effects renormalize the bandwidth but not the functional form of the quasiparticle dispersion, these

¹Department of Physics & Astronomy, University of British Columbia, Vancouver, British Columbia V6T 1Z1, Canada, ²Advanced Light Source, Lawrence Berkeley National Laboratory, Berkeley, California 94720, USA, ³QMI, University of British Columbia, Vancouver, British Columbia V6T 1Z4, Canada.

*e-mail: dfournie@physics.ubc.ca; damascelli@physics.ubc.ca.

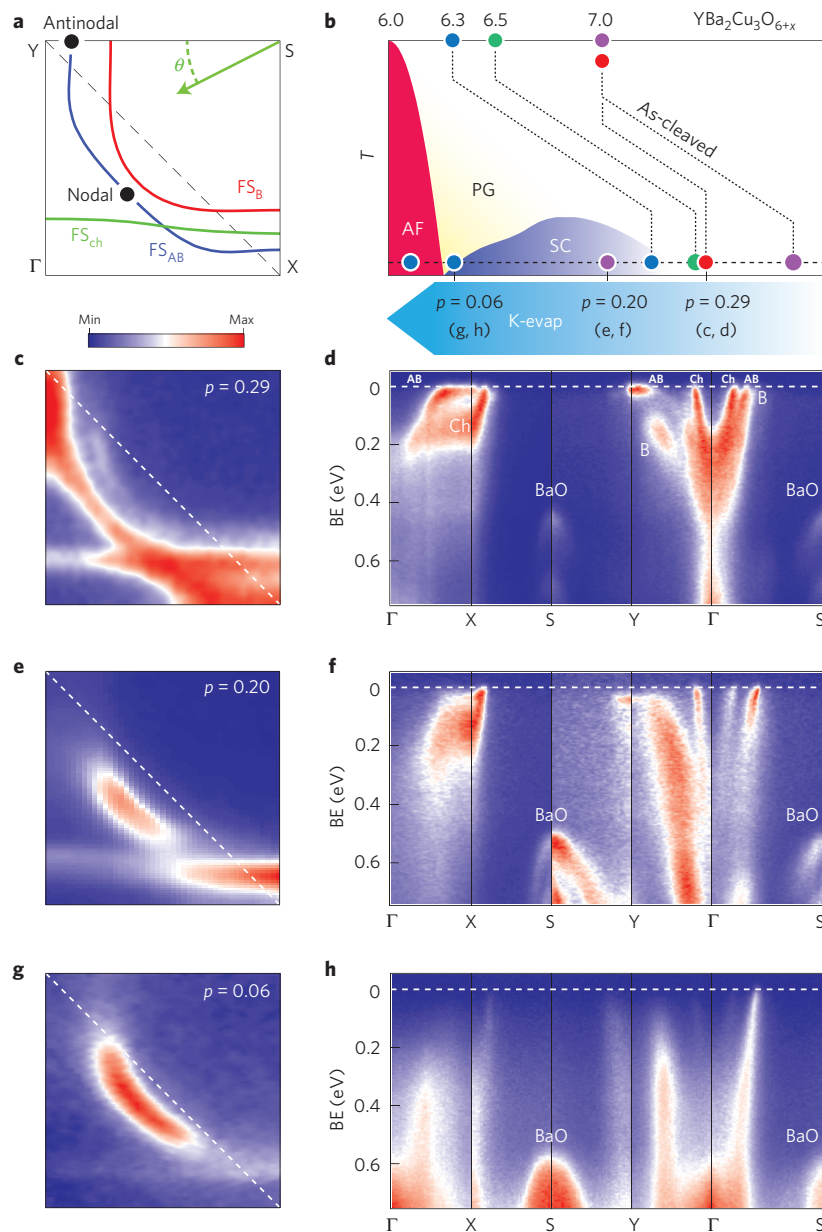


Figure 1 | Fermi surface and band dispersion across the YBCO phase diagram. **a**, Schematics of the Fermi surface of optimally doped YBCO: three sheets (FS_{Ch} , FS_B , FS_{AB}) are derived from the CuO-chain (Ch) band, and bonding (B) and antibonding (AB) CuO₂-plane bands. **b**, YBCO doping-range for bulk (oxygen content, top axis) and surface (hole-doping p , bottom axis) investigated in this work. Colour dots identify samples of different oxygen content; from the combination of as-cleaved and K-deposited surfaces, the doping range $p \simeq 0.02$ – 0.37 was explored. **c–h**, Fermi surface and band dispersion at $T = 20$ K, for three representative hole-doping levels obtained on: self-doped as-cleaved YBCO7 (**c,d**, $p = 0.29$, red dot in **b**), a second K-evaporated YBCO7 sample (**e,f**, $p = 0.20$, purple dot in **b**) and heavily K-evaporated YBCO6.3 (**g,h**, $p = 0.06$, blue dot in **b**).

effective quantities are related to the density functional theory values through the same renormalized quasiparticle strength Z_k . This assumption is most appropriate along the nodal direction of cuprates^{24,25}, which is the focus of our study as nodal quasiparticles—being unaffected by the opening of pseudo- and superconducting gaps—provide access to the normal state underlying the emergence of HTSC.

In estimating Z_k from the effective electronic dispersion, note that the renormalization of the in-plane hopping probability owing to correlations is given by the ratio between the number of ways an electron can be added to the Mott-like system as compared with the independent particle system. Whereas in the latter case this is proportional to the total number $1 + p$ of available band states (1 at half-filling ($p = 0$), and 2 for a completely empty band

($p = 1$)), in the Mott-correlated case it is proportional to the doping p away from half-filling, times a factor of 2 because for each hole induced by doping an electron can be added with spin up or spin down³. This leads to the mean-field result $Z = 2p/(p + 1)$ (refs 17–19), and to first approximation is the same for in-plane and interplane hopping as both processes are governed by the same correlation effects. The effective bilayer splitting can thus be written as $\Delta\epsilon_k^{B,AB} = 2t_{\perp}(k) = 2Z_k t_{\perp}^{LDA}(k)$; its detection by ARPES and the a priori knowledge of $t_{\perp}^{LDA}(k)$, as derived from local-density approximation (LDA) band-structure calculations, allows a quantitative determination of Z_k . As a further confirmation, this approach for the extraction of Z_k will be experimentally validated on the basis of the direct comparison with the results for the quasiparticle spectral weight (Supplementary Fig. S1).

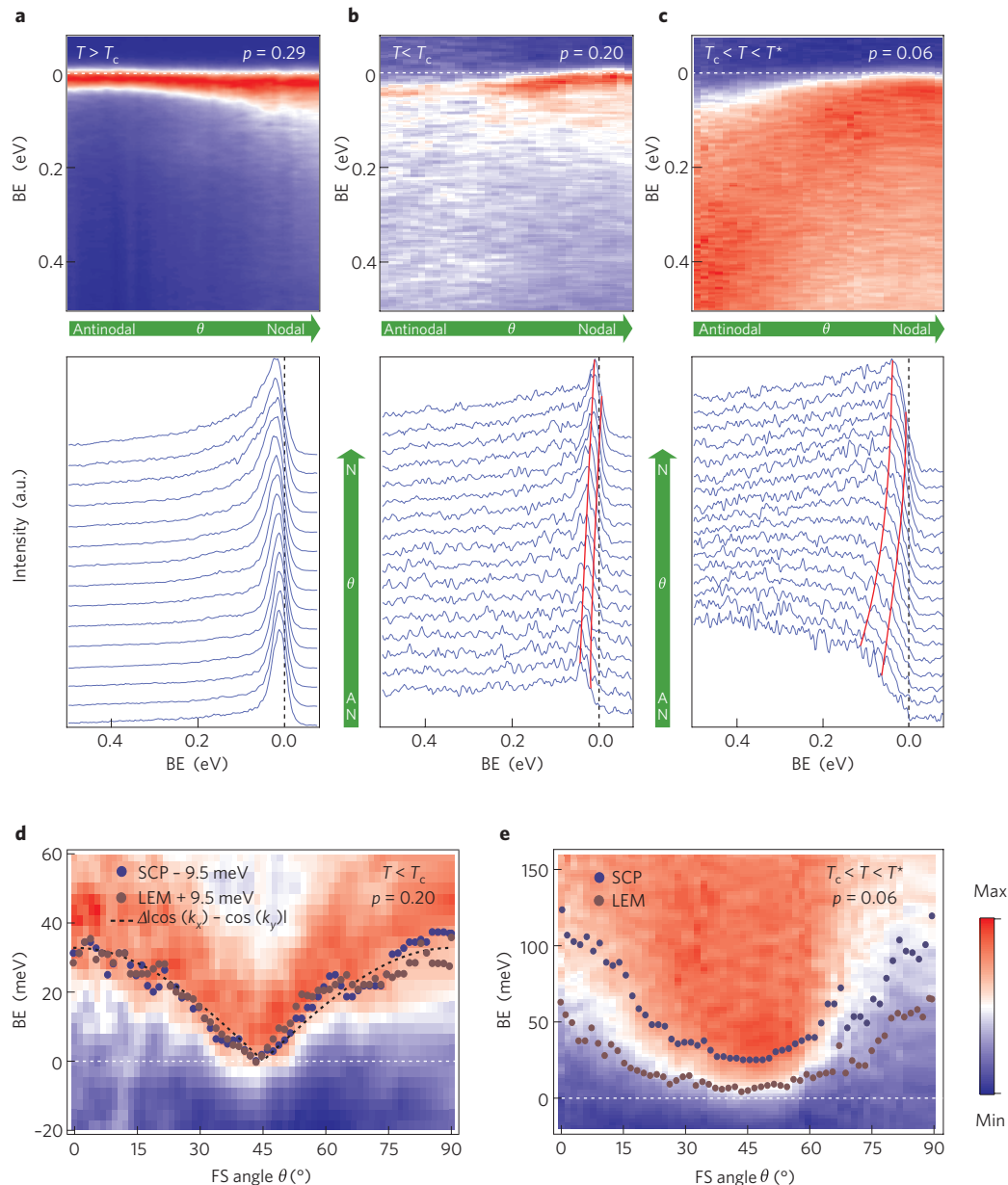


Figure 2 | Doping evolution of the gap in YBCO. a–c, ARPES image plots and corresponding EDCs, from the antinodal to the nodal region, along the AB-band Fermi surface or minimum gap contour. The data were obtained at $T = 20$ K on the same samples as Fig. 1. **d,e,** Enlarged view of the gap evolution versus the Fermi surface angle θ (as defined in Fig. 1a). Whereas metallic behaviour is observed for $p = 0.29$ (**a**), a v-shape gap is detected for $p = 0.20$ (**b,d**), as evidenced by the evolution of the SCP and LEM versus θ . For $p = 0.06$ (**c,e**), a much more rounded gap profile is observed, consistent with pseudogap and Fermi arc phenomenology (here SCP corresponds to the minima in the second energy derivative of the EDCs).

A study of this kind has been carried out on Bi2212 at the antinodes in the optimal-to-overdoped regime³¹; however, a systematic investigation in the underdoped regime is lacking. A potentially more promising candidate for such a study of Z_k is YBCO, which is characterized by a larger bilayer splitting, especially along the nodal direction^{13–16}; furthermore, although YBCO has long been considered unsuitable for ARPES because of the polar-catastrophe-driven overdoping of the cleaved surface^{12,16}, the *in situ* doping method based on the deposition of potassium allows spanning a doping range much wider than for any other cuprate family¹².

The YBCO phase diagram by ARPES

In this study we apply the *in situ* doping approach to detwinned $\text{YBa}_2\text{Cu}_3\text{O}_{6+x}$ single crystals for several values of the bulk oxygen content: $(6+x) = 6.34, 6.35, 6.51$ and 6.99 (hereafter referred

to as YBCO6.3, YBCO6.5 and YBCO7). As summarized in the YBCO phase diagram of Fig. 1b, by carrying out ARPES on different as-cleaved and K-deposited samples we can follow the evolution of the electronic structure from the heavily overdoped ($p \simeq 0.37$, by far the highest among all overdoped cuprates including $\text{Tl}_2\text{Ba}_2\text{CuO}_{6+\delta}$ (refs 32,33)) to the deeply underdoped regime ($p \simeq 0.02$).

In the overdoped regime ($p = 0.29$, Fig. 1c), we observe three Fermi surfaces (FS_{Ch} , FS_{B} , FS_{AB}), in agreement with LDA band-structure calculations (Fig. 1a). These correspond to the one-dimensional CuO-chain (Ch) band, and the B and AB CuO_2 -plane bands. The dispersions of the bands seen by ARPES (Fig. 1d) are also consistent with the LDA results, with the exception of the BaO band that in the calculations is located at the Fermi energy^{13–16}, but in the experiment is found at ~ 450 meV binding energy (similar disagreement is encountered for TlO (refs 32,33) and BiO bands³⁴

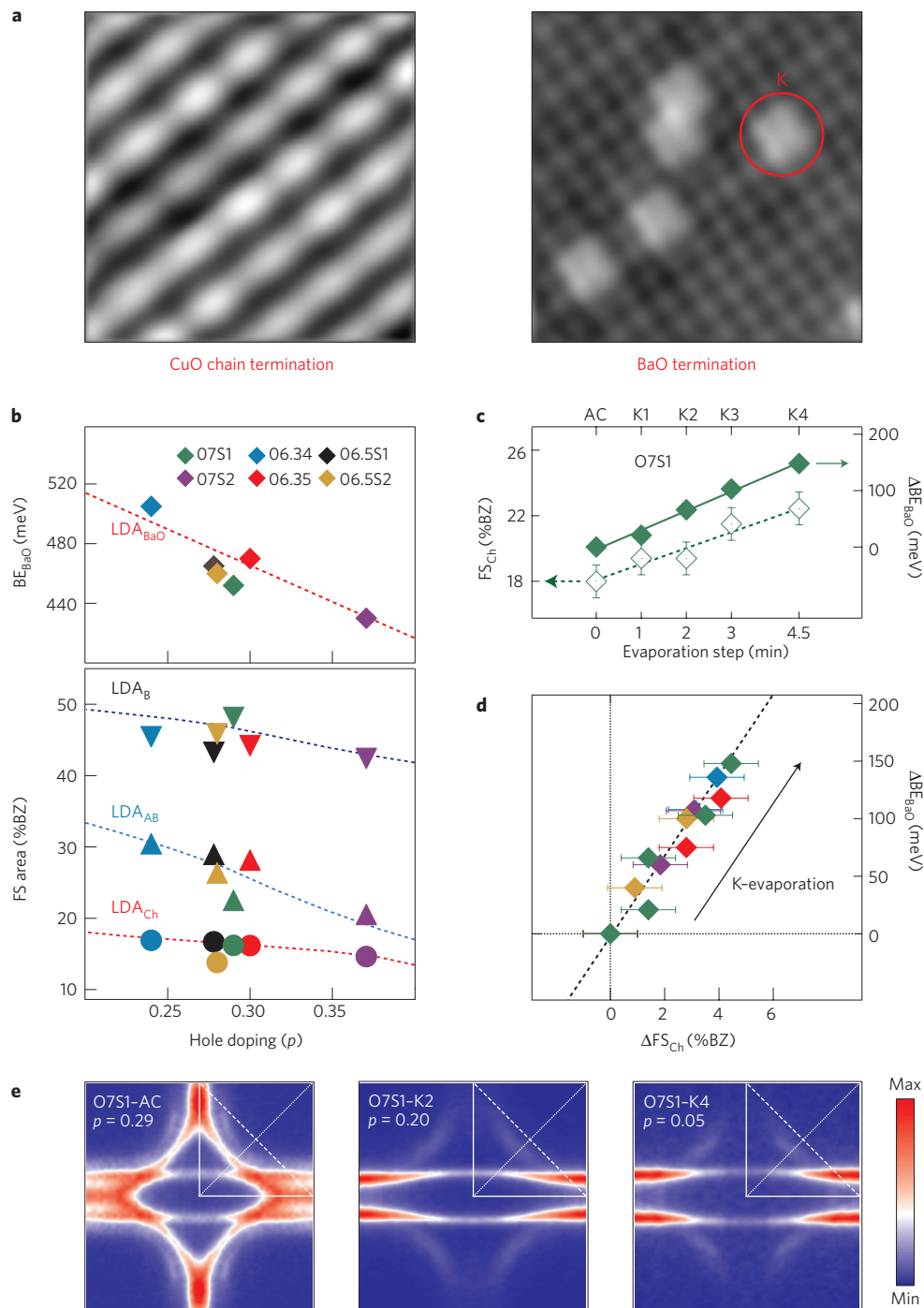


Figure 3 | K evaporation: effective hole-doping determination. **a**, STM images ($4 \times 4 \text{ nm}^2$) from ortho-II YBCO6.5 confirm the ~ 50 - 50 % CuO-BaO termination of the cleaved surface, the ortho-II alternation of full and empty chains, and the preferential location on BaO of evaporated K (red circle). **b**, Binding energy of the BaO band (BE_{BaO}), and volume (counting electrons) of FS_{Ch} , FS_B , and FS_{AB} , plotted versus hole-doping p together with the LDA results¹⁵. In this very overdoped regime, the carrier concentration is determined directly from the volume of FS_B and FS_{AB} . **c**, FS_{Ch} volume and BaO binding energy variation (ΔBE_{BaO}) versus the K-evaporation time for YBCO7. **d**, The relative evolution of ΔBE_{BaO} and ΔFS_{Ch} on K deposition is linear over the whole range for all samples. **e**, Fermi surface mapping from as-cleaved and K-deposited YBCO7 over one full Brillouin zone.

in Tl- and Bi-cuprates). On reaching the underdoped regime by potassium deposition on the as-cleaved surfaces, behaviour consistent with the established phenomenology of underdoped cuprates is seen^{26,35–38}; the CuO_2 -plane Fermi surface barrels become partially gapped and reduce to four nodal ‘Dirac points’ (broadened by resolution) in the $p = 0.20$ superconductor (Fig. 1e), and to four extended Fermi arcs in the $p = 0.06$ pseudogap phase (Fig. 1g). The spectral function becomes progressively more incoherent, with

reduced low-energy quasiparticle intensity and a continuum of spectral weight extending to increasingly higher binding energy (Fig. 1f,h). We also observe a progressive change in FS_{Ch} volume and BaO binding energy (Fig. 1c–h); as discussed below, monitoring the evolution of these features allows the precise determination of the effective surface hole-doping p induced by potassium deposition.

As for the superconductivity related features, Fig. 2 shows image plots and selected energy distribution curves (EDCs) from the

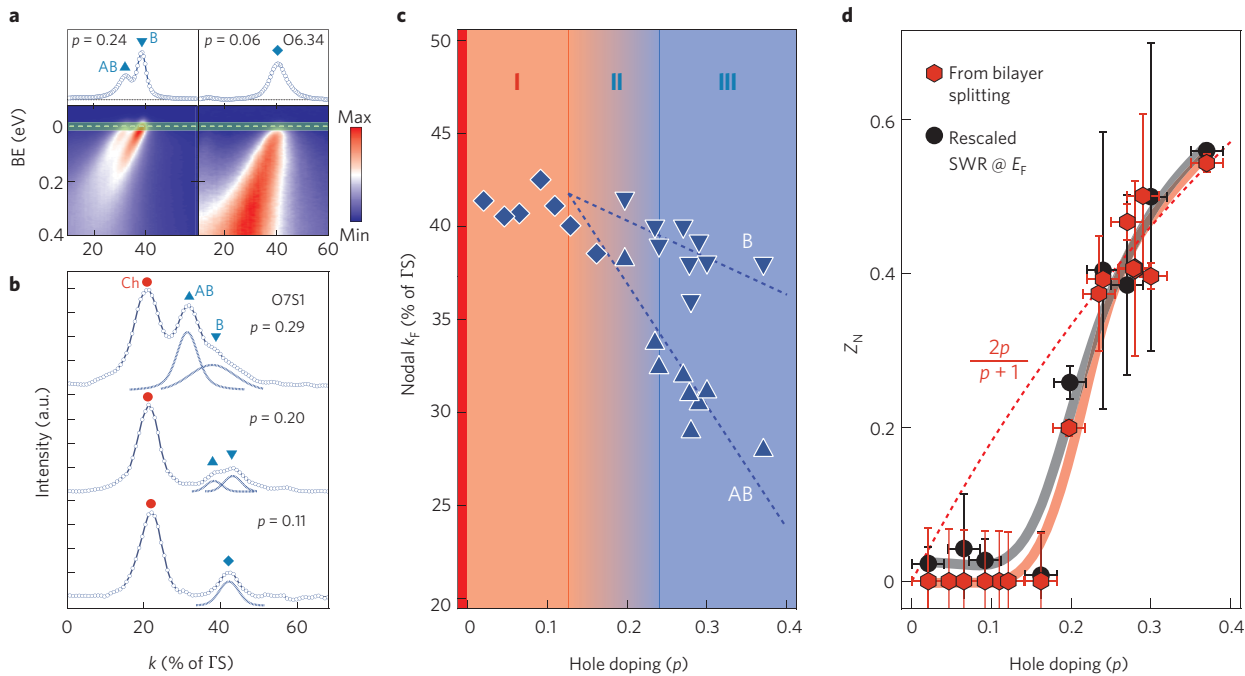


Figure 4 | Doping evolution of nodal $k_{F,N}^B$, $k_{F,N}^{AB}$, and Z_N . **a**, YBCO6.34 nodal dispersion and MDCs at E_F (± 15 meV integration, shaded region), for light polarization parallel to Γ -S. **b**, YBCO7 MDCs for polarization along Γ -Y (note the strong polarization dependence). **c**, Evolution of $k_{F,N}^B$ (down triangles) and $k_{F,N}^{AB}$ (up triangles); below $p \simeq 0.15$ the B-AB splitting vanishes and only one single $k_{F,N}$ is detected (diamonds). **d**, Z_N as determined from the B-AB splitting ($Z_N = \Delta \epsilon_{N}^{B,AB} / 2t_{\perp}^{LDA}(N)$ with $t_{\perp}^{LDA}(N) \simeq 120$ meV) and the rescaled low-energy spectral-weight ratio ($\int_{E_F}^{-\infty} I(k_{F,N}, \omega) d\omega / \int_{0.8 \text{ eV}}^{-\infty} I(k_{F,N}, \omega) d\omega$). Also shown are spline guides-to-the-eye and the $2p/(p+1)$ relation (dashed red line). For the splitting-derived data, error bars are determined from the B-AB MDC fits when splitting is detected, and from the experimental resolutions otherwise; for the spectral weight ratio (SWR), they are calculated from the spread in SWR values for integration windows smaller than $[0.1 \text{ eV}, -\infty]$ (Supplementary Fig. S1).

antinode to the nodal region, along the AB-band Fermi surface and minimum gap contour. The $p = 0.29$ EDCs have no marked momentum dependence, typical of metallic behaviour (Fig. 2a). At $p = 0.20$ (Fig. 2b and d), a clear v-shape gap, consistent with the $d_{x^2-y^2}$ HTSC gap, is evidenced by the momentum evolution of both the leading-edge midpoint (LEM) and superconducting peak (SCP). The $|\Delta|\cos(k_x) - \cos(k_y)|$ fit of the average of the two (Fig. 2d) returns a maximum antinodal gap value $\Delta \simeq 34$ meV, consistent with the $2\Delta \sim 70$ meV reported for HTSCs with $T_c^{\text{max}} \sim 95$ K (ref. 38); this also gives $v_F/v_2 = 15 \pm 1$, where v_2 is the slope of the gap at the node and $v_F = 1.42 \pm 0.05 \text{ eV \AA}$. At $p = 0.06$, the quasiparticle peaks and d -wave-like superconducting gap are replaced by broad incoherent features with marginally defined LEM and SCP (Fig. 2c); these describe a rounded pseudogap-like profile³⁶, with a much larger Δ at the antinodes (Fig. 2e). This behaviour, and the associated Fermi arc phenomenology (Fig. 1g), are hallmarks of the pseudogap phase^{26,35-38}.

K deposition: effective hole-doping determination

The ($T = 20$ K) results in Figs 1 and 2 reproduce the main features of the cuprate electronic structure in the overdoped normal metal ($p = 0.29$, $T > T_c$), the nearly optimally doped superconductor ($p = 0.20$, $T < T_c$), and the underdoped pseudogap state ($p = 0.06$, $T_c < T < T^*$). Most importantly, they demonstrate that *in situ* potassium doping of cleaved YBCO provides a very effective means of exploring the whole cuprate phase diagram through surface-sensitive single-particle spectroscopies. To this end, a crucial aspect of the data analysis is the conversion from K evaporation to the effective hole-doping p per planar copper. If each K atom deposited on as-cleaved YBCO donates one electron to the surface electronic structure, the resulting K^{1+} ions should be more likely located on the insulating and charge-neutral BaO termination, rather than on the (1+)-charged CuO chain termination. This is confirmed by

our scanning tunnelling microscopy (STM) study of various YBCO samples after K evaporation, which consistently finds K atoms on BaO terminations only; this is shown in Fig. 3a for the case of oxygen ordered ortho-II YBCO6.5.

With respect to the doping evolution of the top-most BaO, CuO-chain, and CuO₂-plane layers, the ansatz to be proved is that the electrons donated by potassium will be sufficiently delocalized to lead to a uniform carrier doping. In Fig. 3b we show, for various as-cleaved and lightly K-deposited samples, the binding energy of the BaO band (BE_{BaO}), as well as the volume (counting electrons) of CuO-chain and CuO₂-plane Fermi surfaces (FS_{Ch} , FS_{B} , and FS_{AB}). Note that, in this very overdoped regime, in which all Fermi surfaces are well defined, the effective hole-doping p can be determined directly from the average volume of FS_{B} and FS_{AB} , with no ambiguity. Interestingly, the same quantities estimated from LDA calculations for fully oxygenated YBCO7, by rigidly shifting the chemical potential, show good overall quantitative agreement, suggesting that, beyond $\simeq 0.24$, the electronic structure is well described by independent-particle density functional theory (for the BaO band, which LDA puts closer to the Fermi energy, the values in Fig. 3b were obtained by shifting it down self-consistently to match the BE observed for $p = 0.37$ as the extreme starting point). As we further hole-underdope the system below $p \simeq 0.24$ by K evaporation, we cannot rely on the volume of FS_{B} and FS_{AB} in determining p because of the opening of the superconducting gap and, eventually, the collapse of the CuO₂ Fermi surfaces into disconnected Fermi arcs. We can however follow very clearly the increase of the (electron) FS_{Ch} volume (Fig. 3e for YBCO7, sample 1) and of the BaO-band binding energy (Fig. 1d,f,h, for various bulk dopings). The results for all evaporation steps on YBCO7S1 are summarized in Fig. 3c, and demonstrate that both FS_{Ch} and BE_{BaO} scale linearly with the amount of deposited potassium, all the way to the highest surface doping. Similar scalings

are observed for all bulk oxygen contents, leading to one universal linear scaling relation between $\Delta\text{FS}_{\text{Ch}}$ and $\Delta\text{BE}_{\text{BaO}}$, for all YBCO samples (Fig. 3d). Note that the increase in both FS_{Ch} and BE_{BaO} on K evaporation (that is, upward slopes in Fig. 3c,d) confirms once again the electron nature of the doping induced by K (that is, effective hole-underdoping). Furthermore, the linearity over the whole doping range is consistent with the uncorrelated behaviour predicted for both BaO and CuO chain-derived electronic states in LDA + U calculations¹⁵. Quantitatively, the K-induced rate $\Delta\text{BE}_{\text{BaO}}/\Delta\text{FS}_{\text{Ch}} = 0.0323 \pm 0.0012$ [eV (%BZ)⁻¹] obtained from Fig. 3d matches almost perfectly the ratio ~ 0.0331 obtained from the evolution of $\Delta\text{BE}_{\text{BaO}}$ and $\Delta\text{FS}_{\text{Ch}}$ versus p in both as-cleaved results and LDA calculations (in Fig. 3b we observe $\Delta\text{BE}_{\text{BaO}}/p = 0.5059$ (eV p^{-1}) and $\Delta\text{FS}_{\text{Ch}}/p = 15.269$ (%BZ p^{-1})). This provides a uniquely accurate measure of the charge carriers injected into the system on K evaporation, which can be expressed in terms of the usual hole-doping parameter p .

Nodal splitting and quasiparticle integrity

We will now discuss the evolution of the Fermi wave vector k_{F} and B–AB bilayer band splitting along the nodal direction, aiming at a quantitative determination of Z_{k} . As shown in Fig. 4a for YBCO6.3, the B and AB bands are clearly resolved in the overdoped regime ($p = 0.24$), whereas only one dispersive feature is detected at low doping values ($p = 0.06$); a similar evolution has been observed on all YBCO samples. By fitting the momentum distribution curves (MDCs) at E_{F} with Lorentzian line shapes convoluted with a Gaussian to account for the instrumental resolution (Fig. 4a,b), we extract $k_{\text{F,N}}$ from $p = 0.37$ all the way to 0.02 (with $k_{\text{F,N}}$ defined as the distance from the Γ -point in percentage of Γ –S). Bilayer splitting is progressively reduced on underdoping, and below $p \simeq 0.15$ only one CuO₂ band is detected (Fig. 4c). From the linear fit of B and AB nodal $k_{\text{F,N}}$ versus doping, we identify a vanishing $p_{\text{c}} = 0.12 \pm 0.02$, consistent with the recent interpretation of optical—and thus bulk sensitive—data from YBCO, which also suggest the suppression of bilayer splitting between 6.5 and 6.75 oxygen content (A. Dubroka *et al.*, private communication).

As for the evolution of Z_{k} , we start from the heavily overdoped regime ($p > 0.24$, region III in Fig. 4c), where ARPES is in overall quantitative agreement with the LDA calculations. At $p = 0.37$ (that is, overdoped normal metal), we can accurately determine both the N and AN bilayer splittings, $\Delta\epsilon_{\text{N}}^{\text{B,AB}} = 130 \pm 10$ meV and $\Delta\epsilon_{\text{AN}}^{\text{B,AB}} = 150 \pm 10$ meV. From the LDA values $t_{\perp}^{\text{LDA}}(\text{N}) \simeq 120$ meV and $t_{\perp}^{\text{LDA}}(\text{AN}) \simeq 150$ meV (see Supplementary Information), and making use of the relation $Z_{\text{N}} = \Delta\epsilon_{\text{N}}^{\text{B,AB}}/2t_{\perp}^{\text{LDA}}(\text{N})$, we obtain $Z_{\text{N}} \simeq 0.54$ and $Z_{\text{AN}} \simeq 0.50$. On underdoping, we focus on the nodal direction, where the bilayer splitting can be detected both as $\Delta k_{\text{F,N}}^{\text{B,AB}}$ and $\Delta\epsilon_{\text{N}}^{\text{B,AB}}$, owing to the presence of the gap nodes. Although the results in region II are still at least qualitatively consistent with LDA ($0.12 < p < 0.24$), the disappearance of bilayer splitting in the underdoped regime ($p < 0.12$, region I in Fig. 4c) marks a clear departure from the independent-particle description. Note that LDA would give a nearly doping-independent $\Delta k_{\text{F,N}}^{\text{B,AB}}$ with $(k_{\text{F,N}}^{\text{AB}}, k_{\text{F,N}}^{\text{B}}) = (33.0; 38.7), (35.2; 39.5)$ and $(38.0; 42.2)$ for O7.0, O6.5 and O6.0, respectively¹⁵. Furthermore, the value of bilayer splitting is also rather insensitive to electrostatic effects associated with the presence of different concentrations of O²⁻ ions in the CuO chain layers or K¹⁺ above the BaO termination, because of the vanishing potential these charged layers exert on the CuO₂ bilayer (see Supplementary Information).

The bilayer-splitting-derived nodal quasiparticle strength Z_{N} across the whole phase diagram is presented in Fig. 4d, together with the low-energy spectral-weight ratio (SWR) defined as $\int_{E_{\text{F}}}^{-\infty} I(k_{\text{F,N}}, \omega) d\omega / \int_{0.8\text{ eV}}^{-\infty} I(k_{\text{F,N}}, \omega) d\omega$ from the intensity measured by ARPES, $I(k, \omega) = I_0(k)f(\omega)A(k, \omega)$. When calculated for

integration windows smaller than [0.1 eV, $-\infty$] in binding energy, the SWR provides a relative measure of the degree of quasiparticle integrity Z_{N} (see Supplementary Information). Although not a quantitative estimate of Z_{N} , the doping evolution of the low-energy SWR is reminiscent of the quasiparticle renormalization inferred from the bilayer splitting. When the two results are plotted together (after the necessary rescaling of the SWR, so that the two curves match in the 0.24–0.37 doping range), the similarity is striking (Fig. 4d), validating the quantitative determination of Z_{N} from the evolution of bilayer band splitting. The agreement with the $2p/(p+1)$ relation above $p \simeq 0.23$ provides an unprecedented quantitative estimate of quasiparticle integrity in overdoped cuprates, which supports a description of the normal-state electronic structure based on density functional theory with nearly isotropic quasiparticle renormalization factors, as in the spirit of Fermi-liquid theory. Below $p \simeq 0.23$, however, Z_{N} deviates from $2p/(p+1)$, vanishing in the $p \simeq 0.10$ –0.15 range, where the error bars in Fig. 4d define an upper limit $Z_{\text{N}} \simeq 0.065$. From this we can estimate a corresponding upper limit for the nodal bilayer splitting $\Delta\epsilon_{\text{N}}^{\text{B,AB}} \simeq 15.6$ meV, which is consistent with the value of 8 meV reported on the basis of the analysis of quantum oscillation results^{39–42}. Note also that in region I, not only have the bilayer splitting and Z_{N} become vanishingly small; the doping evolution of $k_{\text{F,N}}$ seems to have saturated, despite the fact that the CuO₂ planes are still becoming more underdoped, as evidenced by the further increase of pseudogap magnitude and high-energy incoherent spectral weight.

These results indicate that, on approaching the charge-transfer insulator, the quasiparticle integrity is lost even faster than hinted by renormalized mean-field treatments of the doped spin liquid^{17–19}. They also suggest that the emergence of the Mott physics in cuprates might be captured by cluster dynamical mean-field theory calculations, which, similar to other non-Fermi-liquid descriptions^{43–45}, predict a rapid suppression of Z_{N} in the $p \simeq 0.10$ –0.15 doping range^{20–22}. Finally, we note that a vanishing Z_{N} does not imply vanishing of the total single-particle spectral weight, but rather a redistribution from coherent to incoherent components of $A(k, \omega)$. Although for $p = 0.06$ we find $Z_{\text{N}} \simeq 0$, spectral weight is still present all the way to E_{F} (Fig. 4a and Supplementary Fig. S1); however, the distinction between A_{coh} and A_{incoh} is becoming completely blurred. This suggests something similar to early exact diagonalization cluster calculations for Mott–Hubbard and charge-transfer models³, where it is the total and not just the coherent spectral weight that vanishes as $2p/(p+1)$. Indeed, this is consistent with the evolution of the total low-energy spectral weight transfer in oxygen K-edge X-ray absorption experiments⁵; and also optical spectroscopy⁴⁶ shows that the total low-frequency ($\omega \lesssim 75$ meV) integrated spectral weight—whether associated with a well-defined Drude peak or an incoherent band—scales to zero with the doping p (ref. 46). More fundamentally, the loss of quasiparticle integrity implies the breakdown of concepts such as Fermi surface, band dispersion and Fermi velocity, and possibly Luttinger’s sum rule, and suggests that below $p \lesssim 0.10$ –0.15 the physical properties of underdoped cuprates (in zero-field) are dominated by incoherent excitations.

Methods

Sample preparation. For this study we used detwinned YBa₂Cu₃O_{6+x} single crystals with $x = 0.34, 0.35, 0.51$, and 0.99 (see ref. 12 for details on growth, annealing, and detwinning procedures).

ARPES experiments. ARPES measurements were carried out at Beamline 7.01 of the Advanced Light Source, with linearly polarized 100 and 110 eV photons and a Scienta-R4000 electron analyser ($\Delta E \simeq 30$ meV and $\Delta\theta \simeq 0.1^\circ$). The light polarization was parallel to the plane of emission, and the samples were aligned with the in-plane Cu–O bonds either parallel or at 45° with respect to the polarization (resulting in more intensity for the antinodal/chain or nodal features, respectively). Fermi surface maps were obtained by integrating the ARPES intensity

over a 30 meV energy window about E_F , and then normalized relative to one another for display purposes.

Mounted on a 5-axis manipulator, the samples were cleaved at 20 K and 2.5×10^{-11} torr, and oriented *in situ* by taking fast Fermi surface scans. The self-doping of the YBCO surfaces for various bulk oxygen contents was tuned towards the underdoped regime by *in situ* deposition of submonolayers of potassium. We acquired data on the as-cleaved surfaces, as well as after subsequent potassium evaporations from a commercial SAES alkali-metal dispenser; evaporation current and time were precisely monitored (in the 6.5–6.7 A and 30–120 s range, respectively). The temperature was kept constant at 20 K for the duration of the experiments to maintain the most stable experimental conditions before, during and between subsequent potassium evaporations.

STM experiments. STM was carried out at 10 K and 2.0×10^{-11} torr with a beetle-type STM, and the same SAES getter source and procedures used in ARPES. Tungsten tips were cleaned *in situ* by Ar sputtering and sharpened through gentle contact with a Au surface. Topographic images on BaO (CuO chain) terminations were acquired with bias voltage and tunnelling current of -200 mV and 200 pA (-600 mV and 500 pA). We studied a total of ten samples of different bulk doping from the same batches as those used for ARPES.

Received 26 April 2010; accepted 3 August 2010; published online 10 October 2010

References

- Zaanan, J., Sawatzky, G. A. & Allen, J. W. Band gaps and electronic structure of transition-metal compounds. *Phys. Rev. Lett.* **55**, 418–421 (1985).
- Chen, C. T. *et al.* Electronic states in $\text{La}_{2-x}\text{Sr}_x\text{CuO}_{4+\delta}$ probed by soft-X-ray absorption. *Phys. Rev. Lett.* **66**, 104–107 (1991).
- Meinders, M. B. J., Eskes, H. & Sawatzky, G. A. Spectral-weight transfer: Breakdown of low-energy-scale sum rules in correlated systems. *Phys. Rev. B* **48**, 3916–3926 (1993).
- Kohsaka, Y. *et al.* An intrinsic bond-centred electronic glass with unidirectional domains in underdoped cuprates. *Science* **315**, 1380–1385 (2007).
- Peets, D. C. *et al.* X-ray absorption spectra reveal the inapplicability of the single-band Hubbard model to overdoped cuprate superconductors. *Phys. Rev. Lett.* **103**, 087402 (2009).
- Anderson, P. W. The resonating valence bond state in La_2CuO_4 and superconductivity. *Science* **235**, 1196–1198 (1987).
- Doiron-Leyraud, N. *et al.* Quantum oscillations and the Fermi surface in an underdoped high- T_c superconductor. *Nature* **447**, 565–568 (2007).
- Sebastian, S. E. *et al.* Fermi liquid behaviour in an underdoped high- T_c superconductor. *Phys. Rev. B* **81**, 140505(R) (2010).
- Comanac, A., de Medici, L., Capone, M. & Millis, A. J. Optical conductivity and the correlation strength of high temperature copper-oxide superconductors. *Nature Phys.* **4**, 287–290 (2008).
- Sachdev, S. Where is the quantum critical point in the cuprate superconductors? *Phys. Status Solidi B* **247**, 537–543 (2010).
- Chakravarty, S. Key issues in theories of high-temperature superconductors. Preprint at <http://arxiv.org/abs/1006.4180> (2010).
- Hossain, M. A. *et al.* *In situ* doping control of the surface of high-temperature superconductors. *Nature Phys.* **4**, 527–531 (2008).
- Andersen, O. K., Liechtenstein, A. I., Jepsen, O. & Paulsen, F. LDA energy bands, low-energy Hamiltonians, t' , t'' , $t_{\perp}(k)$, and j_{\perp} . *J. Phys. Chem. Solids* **56**, 1573–1591 (1995).
- Carrington, A. & Yelland, E. A. Band-structure calculations of Fermi-surface pockets in ortho-II $\text{YBa}_2\text{Cu}_3\text{O}_{6.5}$. *Phys. Rev. B* **76**, 140508(R) (2007).
- Elfmov, I. S., Sawatzky, G. A. & Damascelli, A. Theory of Fermi-surface pockets and correlation effects in underdoped $\text{YBa}_2\text{Cu}_3\text{O}_{6.5}$. *Phys. Rev. B* **77**, 060504(R) (2008).
- Pasanai, K. & Atkinson, W. A. Theory of (001) surface and bulk states in $\text{Y}_{1-y}\text{Ca}_y\text{Ba}_2\text{Cu}_3\text{O}_{7-d}$. *Phys. Rev. B* **81**, 134501 (2010).
- Imada, M., Fujimori, A. & Tokura, Y. Metal–insulator transitions. *Rev. Mod. Phys.* **70**, 1039–1263 (1998).
- Anderson, P. W. *et al.* The physics behind high-temperature superconducting cuprates: the ‘plain vanilla’ version of RVB. *J. Phys.: Condens. Matter* **16**, R755–R769 (2004).
- Yang, K. Y., Rice, T. M. & Zhang, F. C. Phenomenological theory of the pseudogap state. *Phys. Rev. B* **73**, 174501 (2006).
- Haule, K. & Kotliar, G. Strongly correlated superconductivity: A plaquette dynamical mean-field theory study. *Phys. Rev. B* **76**, 104509 (2007).
- Civelli, M. *et al.* Nodal–antinodal dichotomy and the two gaps of a superconducting doped Mott insulator. *Phys. Rev. Lett.* **100**, 046402 (2008).
- Vidhyadhiraja, N. S., Macridin, A., Shen, C., Jarrell, M. & Ma, M. Quantum critical point at finite doping in the 2D Hubbard model: A dynamical cluster quantum Monte Carlo study. *Phys. Rev. Lett.* **102**, 206407 (2009).
- Damascelli, A. Probing the electronic structure of complex systems by ARPES. *Phys. Scr.* **T109**, 61–74 (2004).
- Damascelli, A., Hussain, Z. & Shen, Z.-X. Angle-resolved photoemission spectroscopy of the cuprate superconductors. *Rev. Mod. Phys.* **75**, 473–541 (2003).
- Campuzano, J. C., Norman, M. R. & Randeria, M. *Photoemission in the High- T_c Superconductors* Vol. II, 167–265 (Springer, 2004).
- Kanigel, A. *et al.* Evolution of the pseudogap from Fermi arcs to the nodal liquid. *Nature Phys.* **2**, 447–451 (2006).
- Chatterjee, U. *et al.* Observation of a d-wave nodal liquid in highly underdoped $\text{Bi}_2\text{Sr}_2\text{CaCu}_2\text{O}_{8+\delta}$. *Nature Phys.* **6**, 99–103 (2010).
- Shen, Z.-X. & Sawatzky, G. A. Novel electronic structure of cuprate superconductors revealed by the anomalous spectral lineshape in ARPES experiments. *Phys. Status Solidi B* **215**, 523–529 (1999).
- Feng, D. L. *et al.* Signature of superfluid density in the single-particle excitation spectrum of $\text{Bi}_2\text{Sr}_2\text{CaCu}_2\text{O}_{8+\delta}$. *Science* **289**, 277–281 (2000).
- Ding, H. *et al.* Coherent quasiparticle weight and its connection to high- T_c superconductivity from angle-resolved photoemission. *Phys. Rev. Lett.* **87**, 227001 (2001).
- Kaminski, A. *et al.* Crossover from coherent to incoherent electronic excitations in the normal state of $\text{Bi}_2\text{Sr}_2\text{CaCu}_2\text{O}_{8+\delta}$. *Phys. Rev. Lett.* **90**, 207003 (2003).
- Platé, M. *et al.* Fermi surface and quasiparticle excitations of overdoped $\text{Tl}_2\text{Ba}_2\text{CuO}_{6+\delta}$ by ARPES. *Phys. Rev. Lett.* **95**, 159–168 (2005).
- Peets, D. C. *et al.* $\text{Tl}_2\text{Ba}_2\text{CuO}_{6+\delta}$ brings spectroscopic probes deep into the overdoped regime of the high- T_c cuprates. *New J. Phys.* **9**, 28 (2007).
- Lin, H., Sahrakorpi, S., Markiewicz, R. S. & Bansil, A. Raising Bi–O bands above the Fermi energy level of hole-doped $\text{Bi}_2\text{Sr}_2\text{CaCu}_2\text{O}_{8+\delta}$ and other cuprate superconductors. *Phys. Rev. Lett.* **96**, 097001 (2006).
- Shen, K. M. *et al.* Nodal quasiparticles and antinodal charge ordering in $\text{Ca}_{2-x}\text{Na}_x\text{CuO}_2\text{Cl}_2$. *Science* **307**, 901–904 (2005).
- Lee, W. S. *et al.* Abrupt onset of a second energy gap at the superconducting transition of underdoped $\text{Bi}2212$. *Nature* **450**, 81–84 (2007).
- Graf, J. *et al.* Universal high energy anomaly in the angle-resolved photoemission spectra of high temperature superconductors: possible evidence of spinon and holon branches. *Phys. Rev. Lett.* **98**, 067004 (2007).
- Hüfner, S., Hossain, M. A., Damascelli, A. & Sawatzky, G. A. Two gaps make a high-temperature superconductor? *Rep. Prog. Phys.* **71**, 062501 (2008).
- Dimov, I., Goswami, P., Jia, X. & Chakravarty, S. Competing order, Fermi surface reconstruction, and quantum oscillations in underdoped high-temperature superconductors. *Phys. Rev. B* **78**, 134529 (2008).
- Audouard, A. *et al.* Multiple quantum oscillations in the de Haas–van Alphen spectra of the underdoped high-temperature superconductor $\text{YBa}_2\text{Cu}_3\text{O}_{6.5}$. *Phys. Rev. Lett.* **103**, 157003 (2009).
- García-Aldega, D. & Chakravarty, S. Multiple quantum oscillation frequencies in $\text{YBa}_2\text{Cu}_3\text{O}_{6+\delta}$ and bilayer splitting. Preprint at <http://arxiv.org/abs/1003.2665> (2010).
- Ramshaw, B. J. *et al.* Spin-zeros in quantum oscillations in $\text{YBa}_2\text{Cu}_3\text{O}_{6.59}$ limit the role of electron spin order in the pseudogap phase of high temperature superconductors. Preprint at <http://arxiv.org/abs/1004.0260> (2010).
- Sénéchal, D. & Tremblay, A.-M. S. Hot spots and pseudogaps for hole- and electron-doped high-temperature superconductors. *Phys. Rev. Lett.* **92**, 126401 (2004).
- Maier, T., Jarrell, M., Pruschke, T. & Hettler, M. H. Quantum cluster theories. *Rev. Mod. Phys.* **77**, 1027–1080 (2005).
- Phillips, P. Colloquium: Identifying the propagating charge modes in doped Mott insulators. *Rev. Mod. Phys.* **82**, 1719–1742 (2010).
- Lee, Y. S. *et al.* Electrodynamics of the nodal metal in weakly doped high- T_c cuprates. *Phys. Rev. B* **72**, 054529 (2005).

Acknowledgements

We gratefully acknowledge W. A. Atkinson, J. P. Carbotte, D. Munzar, M. R. Norman, G. A. Sawatzky, T. Senthil and D. van der Marel for discussions. This work was supported by the Killam Program (A.D.), the A. P. Sloan Foundation (A.D.), the CRC Program (A.D.), NSERC, CFI, CIFAR Quantum Materials and BCSL. The Advanced Light Source is supported by the Director, Office of Science, Office of Basic Energy Sciences, of the US Department of Energy under Contract No. DE-AC02-05CH11231.

Author contributions

D.F. and A.D. conceived this investigation and are responsible for data analysis and interpretation. D.F. and G.L. carried out the ARPES experiments, with the assistance of J.L.M., A.B. and E.R. for the work at ALS. Y.P. carried out the STM experiments. R.L., W.N.H. and D.A.B. fabricated and characterized the samples. I.S.E. carried out the density functional theory calculations. All of the authors discussed the underlying physics and contributed to the manuscript. A.D. was responsible for overall project direction, planning, and management.

Additional information

The authors declare no competing financial interests. Supplementary information accompanies this paper on www.nature.com/naturephysics. Reprints and permissions information is available online at <http://npq.nature.com/reprintsandpermissions>. Correspondence and requests for materials should be addressed to D.F. or A.D.

Loss of nodal quasiparticle integrity in underdoped $\text{YBa}_2\text{Cu}_3\text{O}_{6+x}$

Supplementary Information

D. Fournier,¹ G. Levy,¹ Y. Pennec,¹ J.L. McChesney,² A. Bostwick,² E. Rotenberg,²
R. Liang,³ W.N. Hardy,^{1,3} D.A. Bonn,^{1,3} I.S. Elfimov,³ and A. Damascelli^{1,3}¹Department of Physics & Astronomy, University of British Columbia, Vancouver, British Columbia V6T 1Z1, Canada²Advanced Light Source, Lawrence Berkeley National Laboratory, Berkeley, California 94720, USA³AMPEL, University of British Columbia, Vancouver, British Columbia V6T 1Z4, Canada

Oxygen and potassium doping: Electrostatic effects

In the following we address the question of the sensitivity of bilayer splitting to doping and crystal structure for various oxygen concentrations in bulk YBCO, as well as to the electrostatic effects associated with different O^{2-} fillings in the CuO chain layers sandwiching a CuO_2 bilayer, or the presence of the surface either as-cleaved or potassium evaporated. All these configurations have been investigated by density functional theory (DFT) calculations using the linearized augmented-plane-wave method implemented in the WIEN2K code [1]; exchange and correlation effects were treated within the local-density approximation (LDA) [2]. As a further check, we have also done calculations using the DFT code SIESTA [3], with the norm-conserving Troullier-Martins pseudopotentials [4] and the double- ζ singly-polarized basis set; the exchange and correlation effects were again treated within LDA, after Ceperley and Alder [5]. The results obtained with the two methods are in very good agreement, with a $\lesssim 0.02$ eV variation in bilayer splitting; the WIEN2K values are summarized in Tab. I.

The YBCO_{6+x} band structure calculations, for $x = 1$

Structure/doping	Nodal bilayer splitting (eV)
Bulk $\text{YBCO}_{6.0}$	0.19
Bulk $\text{YBCO}_{6.5}$	0.21
Bulk $\text{YBCO}_{7.0}$	0.24
Slab $\text{YBCO}_{7.0}$	
BaO_{surf}	0.18
CuO_{surf}	0.23
Slab $\text{YBCO}_{7.0}$ with K	
BaO_{surf}	0.21
CuO_{surf}	0.19

TABLE I: Nodal bilayer splitting values [$2t_{\perp}^{LDA}(N)$] for various YBCO bulk and surface structures, as obtained from WIEN2K density functional theory calculations for $k_z = 0$.

and 0, were performed using the crystal structures reported by Jorgensen *et al.* [6] for $x = 0.93$ and 0.09, respectively. To study the effect of a non-symmetric potential on bilayer splitting in a direction parallel to the c -axis, we calculated the electronic structure of $\text{YBCO}_{6.5}$ using an artificial layered structure consisting of alternating full and empty chain layers. As one can see in Tab. I, the bilayer splitting is only weakly dependent on doping. The influence on bilayer splitting of the surface termination, either of BaO or CuO chain type, can be estimated with $\text{YBCO}_{7.0}$ slab calculations. We adopted an ideal bulk crystal structure and periodic slab geometry with 18 Å separation between the slabs. The slabs are 3 unit cells thick and stoichiometric, with BaO termination on one side and CuO chain termination on the another, which allows us to account for the effects associated with the polar catastrophe [9]. In the K-deposited $\text{YBCO}_{7.0}$ slab calculations the K-position is relaxed, whereas the YBCO atomic positions are kept fixed according to the bulk structure; the computed distance between K and BaO (CuO chain) surface is 2.57 Å (2.50 Å). As shown in Tab. I, also for ‘clean’ and K-deposited BaO and CuO surface terminations we observe a negligible effect on the value of bilayer splitting. We can thus conclude that, within DFT, the CuO_2 bilayer band splitting is almost independent of the doping as well as the change in potential introduced by different filling of the CuO chain and the presence of the surface, whether as-cleaved or K evaporated. For the purpose of a more direct comparison with the existing literature, in the paper we will refer to the values of nodal and antinodal bilayer splitting $2t_{\perp}^{LDA}(k)$ as obtained for $\text{YBCO}_{7.0}$ in bulk calculations.

SWR: Nodal quasiparticle weight estimate

Formally, the degree of quasiparticle integrity is revealed by $Z_k \equiv \int A_{coh}(k, \omega) d\omega$, i.e. the integrated spectral weight of the coherent part of the single-particle spectral function probed by ARPES [10]. Experimentally, while in the optimally-to-overdoped regime Z_k is believed to be finite – yet quantitatively undetermined – at all momenta both above and below T_c , the situation is much more controversial in the optimally-to-underdoped regime [11, 12]. In the following, as in the rest of the pa-

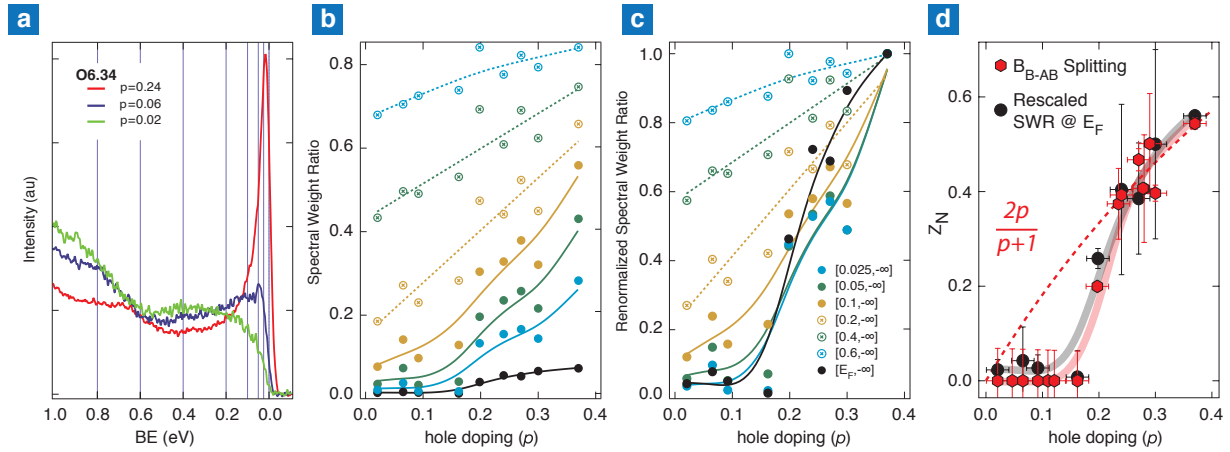


FIG. 1: Nodal quasiparticle integrity from spectral weight ratios. (a) ARPES spectra at the nodal Fermi wavevector $k_{F,N}$ from YBCO6.34. (b) Nodal spectral-weight ratio (SWR), defined as $\int_{E_{min}}^{-\infty} I(k_{F,N}, \omega) d\omega / \int_{0.8 \text{ eV}}^{-\infty} I(k_{F,N}, \omega) d\omega$, where $I(k, \omega) = I_0(k)f(\omega)A(k, \omega)$ is the intensity measured by ARPES; the data are presented versus doping for progressively increasing integration windows (as indicated in c). In (c), the same SWRs are renormalized to the $p=0.37$ value. (d) Nodal quasiparticle renormalization Z_N as determined from the observed bilayer splitting and the SWR estimated at E_F (the latter was rescaled so that the two curves match in the 0.24–0.37 doping range), together with the mean-field relation $2p/(p+1)$ [7, 8]; thick gray and orange lines are guides to the eye. For the bilayer splitting data, the error bars are defined from the B-AB MDC fits when bilayer splitting is detected, and from the experimental resolutions otherwise; for the SWR data, they are calculated from the spread in the SWR values for integration windows smaller than $[0.1, -\infty]$ in binding energy (BE).

per, we concentrate on the behaviour of the nodal quasiparticles because they are better defined over a larger portion of the phase diagram. In addition, since they are not affected by the opening of pseudo and superconducting gaps, they are not characterized by as dramatic a temperature dependence as the antinodal quasiparticles; they can therefore be studied at low temperatures, while still providing insights on the normal liquid underlying the emergence of HTSC. To illustrate the limitations even in the nodal region in the quantitative estimate of the quasiparticle integrity from the spectral weight of $A_{coh}(k, \omega)$ as measured by ARPES, we present a detailed analysis in Fig. S1. As shown in Fig. S1a, using YBCO6.34 as an example, a clear peak is detected at large doping values, which loses intensity upon underdoping and eventually disappears. The first practical challenge in estimating $Z_k = \int A_{coh}(k, \omega) d\omega$ is that ARPES does not measure directly $A(k, \omega) \equiv A_{coh}(k, \omega) + A_{incoh}(k, \omega)$ but rather $I(k, \omega) = I_0(k)f(\omega)A(k, \omega)$. This is proportional to $A(k, \omega)$ via the Fermi-Dirac distribution function $f(\omega)$ and the one-electron dipole matrix-element $I_0(k)$, which however remains experimentally undetermined (this is the so-called ‘matrix-element effect’ that makes the absolute value of the photoemission signal a strong and generally unknown function of polarization, photon energy, and experimental geometry [10]). To cir-

cumvent this problem, since the dipole matrix element is the same for both A_{coh} and A_{incoh} , one can try to evaluate experimentally $Z_k = \int I_{coh}(k, \omega) d\omega / \int I(k, \omega) d\omega$. This is precisely the strategy followed for instance in Ref. 13 and 14, which however leads to two additional challenges:

(i) As already obvious from the data in Fig. S1a, I_{coh} is strongly dependent on doping and progressively more difficult to identify upon underdoping; a variety of phenomenological methods have been applied to estimate and remove the incoherent background from $I(k, \omega)$, either based on the fit of the background by ad-hoc polynomial, linear, and integral functions [13, 14], or on the estimate of the background from the spectral weight detected beyond k_F [15, 16] (i.e., from in principle unoccupied regions of momentum space).

(ii) A_{incoh} , and thus the integral of the complete $A(k, \omega)$, extend over a large energy scale given by $U/2 \approx 4 \text{ eV}$ [17–19]; they cannot be properly quantified due to the overlap with other electronic states, such as oxygen bands starting already at 1-2 eV BE in all cuprates and, in YBCO in particular, also BaO and CuO chain bands. As a consequence, even if one could estimate $\int I_{coh}(k, \omega) d\omega$, an absolute quantitative value for Z_k would still be lacking due to $\int I(k, \omega) d\omega$.

To follow the evolution of the low-energy spectral

weight versus doping, and attempt an heuristic distinction between its coherent and incoherent components, in Fig. S1b we plot the nodal spectral weight ratio (SWR) defined as $\int_{BE_{min}}^{-\infty} I(k_{F,N}, \omega) d\omega / \int_{0.8eV}^{-\infty} I(k_{F,N}, \omega) d\omega$, for various integration windows extending from above E_F ($-\infty$) to a finite binding energy below E_F (BE_{min}). Although the SWR is numerically dependent on the arbitrary choice of the full integration window ($[0.8, -\infty]$ in this particular case to avoid the large contribution from the oxygen-related features), it is obvious that the narrower integration windows will capture more directly the degree of quasiparticle coherence. As one can see in Fig. S1b, and even more clearly in Fig. S1c where the SWR data have been renormalized to the $p=0.37$ value, there is a large systematic dependence on the choice of the integration window. Although it is not possible to reach any quantitative conclusion based on such kind of data, a clear qualitative change occurs when the window extends beyond the 50 meV BE range: for $BE_{min} \leq 50$ meV the SWR consistently vanishes below $p \simeq 0.15$, while it becomes finite at all doping – and progressively larger – for wider integration windows (eventually approaching unity once BE_{min} gets closer to 0.8 eV). Since, as shown in Fig. S1a, the sharpest component of the nodal spectra is located well within the first 50 meV across the whole phase diagram, it is natural to associate the low-energy SWR with a relative measure of the quasiparticle integrity Z_N ; remarkably, the doping evolution of this low-energy SWR is also reminiscent of the quasiparticle renormalization inferred from the observed bilayer splitting through the relation $Z_N = \Delta \epsilon_N^{B,AB} / 2t_{\perp}^{LDA}(N)$. When the two results are plotted together (after the necessary rescaling of the SWR, so that the two curves match in the 0.24–0.37 doping range), the similarity is striking. This validates the quantitative determination of Z_N from the evolution of bilayer band splitting and confirms our conclusion of a rapid loss of nodal quasiparticle integrity in the $p \simeq 0.10$ –0.15 doping range.

-
- [1] P. Blaha, K. Schwarz, G. Madsen, D. Kvasnicka, and J. Luitz. An augmented plane wave plus local orbitals program for calculating crystal properties. *WIEN2K*, ISBN 3-9501031-1-2, TU Wien, Austria, 2001.
 - [2] J.P. Perdew and Y. Wang. Accurate and simple analytic representation of the electron-gas correlation energy. *Phys. Rev. B*, 45:13244, 1992.
 - [3] J. M. Soler, E. Artacho, J. D. Gale, A. García, J. Junquera, P. Ordejón, and D. Sánchez-Portal. The siesta method for ab initio order-n materials simulation. *J. Phys.: Condens. Matter*, 14:2745, 2002.
 - [4] N. Troullier and J. Martins. Efficient pseudopotentials for plane-wave calculations. *Phys. Rev. B*, 43:1993, 1991.
 - [5] D.M. Ceperley and B.J. Alder. Ground state of the elec-

- tron gas by a stochastic method. *Phys. Rev. Lett.*, 45:566, 1980.
- [6] J. D. Jorgensen, B. W. Veal, A. P. Paulikas, L. J. Nowicki, G. W. Crabtree, H. Claus, and W. K. Kwok. Structural properties of oxygen-deficient $\text{YBa}_2\text{Cu}_3\text{O}_{7-\delta}$. *Phys. Rev. B*, 41:1863, 1990.
- [7] P. W. Anderson, P. A. Lee, M. Randeria, T. M. Rice, N. Trivedi, and F. C. Zhang. The physics behind high-temperature superconducting cuprates: the ‘plain vanilla’ version of RVB. *J. Phys.: Condens. Matter*, 16:R755–R769, 2004.
- [8] K. Y. Yang, T. M. Rice, and F. C. Zhang. Phenomenological theory of the pseudogap state. *Phys. Rev. B*, 73:174501, 2006.
- [9] X. Gu, I.S. Elfimov, and G.A. Sawatzky. The role of the band gaps in reconstruction of polar surfaces and interfaces. *arXiv:0911.4145*, 2009.
- [10] A. Damascelli. Probing the electronic structure of complex systems by ARPES. *Physica Scripta*, T109:61–74, 2004.
- [11] A. Damascelli, Z. Hussain, and Z.-X. Shen. Angle-resolved photoemission spectroscopy of the cuprate superconductors. *Rev. Mod. Phys.*, 75:473–541, 2003.
- [12] J.C Campuzano, M.R. Norman, and M. Randeria. *Photoemission in the High- T_c Superconductors*, volume II, pages 167–265. Springer, Berlin, 2004.
- [13] D. L. Feng, D. H. Lu, K. M. Shen, C. Kim, H. Eisaki, A. Damascelli, R. Yoshizaki, J.-i. Shimoyama, K. Kishio, G.D. Gu, S. Oh, A. Andrus, J. O’Donnell, J.N. Eckstein, and Z.-X. Shen. Signature of superfluid density in the single-particle excitation spectrum of $\text{Bi}_2\text{Sr}_2\text{CaCu}_2\text{O}_{8+\delta}$. *Science*, 289:277–281, 2000.
- [14] H. Ding, J. R. Engelbrecht, Z. Wang, J. C. Campuzano, S.-C. Wang, H.-B. Yang, R. Rogan, T. Takahashi, K. Kadowaki, and D. G. Hinks. Coherent quasiparticle weight and its connection to high- T_c superconductivity from angle-resolved photoemission. *Phys. Rev. Lett.*, 87:227001, 2001.
- [15] A. Kaminski, S. Rosenkranz, H. M. Fretwell, J. Mesot, M. Randeria, J. C. Campuzano, M. R. Norman, Z. Z. Li, H. Raffy, T. Sato, T. Takahashi, and K. Kadowaki. Identifying the background signal in angle-resolved photoemission spectra of high-temperature cuprate superconductors. *Phys. Rev. B*, 69:212509, 2004.
- [16] M. Platié, J.D.F. Mottershead, I.S. Elfimov, D.C. Peets, R. Liang, D.A. Bonn, W.N. Hardy, S. Chiuzaiban, M. Falub, M. Shi, L. Patthey, and A. Damascelli. Fermi surface and quasiparticle excitations of overdoped $\text{Tl}_2\text{Ba}_2\text{CuO}_{6+\delta}$ by ARPES. *Phys. Rev. Lett.*, 95:159–168, 2005.
- [17] M. B. J. Meinders, H. Eskes, and G. A. Sawatzky. Spectral-weight transfer: Breakdown of low-energy-scale sum rules in correlated systems. *Phys. Rev. B*, 48:3916–3926, 1993.
- [18] K. Haule and G. Kotliar. Strongly correlated superconductivity: A plaquette dynamical mean-field theory study. *Phys. Rev. B*, 76:104509, 2007.
- [19] I. S. Elfimov, G. A. Sawatzky, and A. Damascelli. Theory of Fermi-surface pockets and correlation effects in underdoped $\text{YBa}_2\text{Cu}_3\text{O}_{6.5}$. *Phys. Rev. B*, 77:060504(R), 2008.